

Deflation

Prevention and Cure *

14-07-2003

Willem H. Buiter

Chief Economist, European Bank for Reconstruction and Development,

NBER and CEPR

* This paper started its life as the background paper for the 2003 JSG Wilson Lecture in Economics, given at the University of Hull, 5 February 2003, under the title “The return of deflation: What can central banks do?” It subsequently evolved into the background paper for my Queen’s Prize Lecture at the London School of Economics, 19 May 2003, titled “Deflation: Causes, Prevention and Cure”. I would like to thank Anne Sibert for helpful comments and Toshiaki Sakatsume for able research assistance.

Abstract

After an absence of almost half a century, the spectre of deflation is once again haunting the corridors of central banks and finance ministries in the industrial world. While preventing or combating deflation poses some unique difficulties not present in preventing or combating inflation, deflation can be prevented and, if it has taken hold, can be overcome, using conventional instruments of monetary and fiscal policy. These include open market purchases of government securities and monetary financing of government deficits caused by expansionary fiscal measures. Base money-financed tax cuts or transfer payments – the mundane version of Friedman’s helicopter drop of money – will always boost aggregate demand.

Unconventional monetary and fiscal measures are also available. These include open market purchases of private and foreign securities, negative nominal interest rates (through a carry tax on currency) and temporary tax measures aimed at shifting private consumption from the future to the present, by tilting the intertemporal terms of trade. An example is a cut in VAT today coupled to the credible commitment of a VAT increase in the future.

Deflation results from a combination of bad luck and poor economic management, including the failure to coordinate monetary and fiscal policy. Sustained unwanted deflation is evidence of policy failure. Both the knowledge and the tools exist to prevent unwanted deflation.

JEL Classification: E31, E62, E63, F41.

Key Words: Deflation, zero bound, policy effectiveness.

Willem H. Buiter, Chief Economist and Special Counsellor to the President,
European Bank for Reconstruction and Development,
One Exchange Square
London EC2A 2JN
UK

Tel: + 44 (0)20 7338 6805

Fax: + 44 (0)20 7338 6110/1

E-mail: buiterw@ebrd.com

WWW: <http://www.nber.org/wbuiter>

Introduction

After an absence of almost half a century, the spectre of deflation is once again haunting the corridors of central banks and finance ministries in the industrial world. The great deflations of the 19th century and 1930's made way for the post-World War II era of persistent inflation - low to moderate in the advanced industrial countries, moderate to high with occasional bursts of hyperinflation in developing countries, transition countries and emerging markets. The recent renewed concern with deflation is due in part to the historical association, at least during the interwar years, of deflationary episodes with financial crises, recession, stagnation and even depression. It is also prompted by the fear that in deflationary conditions, nominal interest rates may come close to their lower bound of zero, at which point monetary policy is thought to lose most if not all of its effectiveness.

I define deflation to be a sustained decline in the general price level of current goods and services, that is, a persistently negative rate of inflation. In principle, the price index is the ideal cost of living index. Real-world approximations include the Consumer Price Index (CPI) in the US, the Retail Price Indexes (RPI, RPIX and RPIY) in the UK and the Harmonised Index of Consumer Prices (HICP) in the EMU area. For many practical and policy issues, the distinctions between these indices are important. For the purpose of this paper, they are irrelevant.¹

¹ There is a widely held view that real-world price indices present us with systematically upward-biased estimates of true inflation. This is important for issues ranging from cost-of-living indexation to the choice of an appropriate inflation target by the monetary authority. For reasons of space I will not consider these issues here. A Commission headed by Michael Boskin studied the CPI bias and presented the results of its report on December 5, 1996. It concluded that that CPI inflation in the US was likely to overestimate true inflation by about 1.0 percent to 2.0 percent per year. The sources of this bias in CPI inflation identified by the Boskin Commission were: 1. Substitution bias (0.2 - 0.4 points per year); 2. Outlet bias (0.1 - 0.3 points); 3. Quality changes (0.2 - 0.6 points); 4. New products (0.2 - 0.7 points); 5. Formula bias (0.3 - 0.4 points) (see Boskin et. al. [1996, 1997]). While not every aspect of the methodology used by the Commission, or the magnitude of the bias it found, have been universally accepted, there is widespread agreement that there was a significant upward bias. Changes made since then by the Bureau of Labour Statistics have probably reduced the magnitude of the bias.

What is important is that deflation as used in this paper refers to a declining general price level for *current goods and services*. It does not refer to asset price deflation – a fall in the prices of existing stores of value, either real or financial. Asset price movements are an important part of the transmission mechanism of monetary and fiscal policy actions and other shocks. Asset price movements often complicate the task of the monetary and fiscal authorities and prevent the simultaneous achievement of price stability, full employment and balanced structure of production and demand. Asset price deflation may at times precede, be associated with or even cause downward movement in the general price level of goods and services. Asset price deflation is, however, conceptually quite distinct from deflation in the sense used in this paper.

The timing of the renewal of political concern with and scholarly interest in deflation is not surprising. As shown in Figure 1, in Japan, the central bank discount rate has been at 50bps or less since 1995, raising concern about the zero lower bound on nominal interest rates, at least at the short end of the maturity spectrum. Japan is in a protracted economic slump that started in 1992. Money wages have declined in four of the past five years; the GDP deflator has declined in each of the past 5 years and the CPI in four out of the past 5 years. Short nominal interest rates in Japan are near zero.²

Figure 1 about here

Percentage annual growth rates of nominal price and wage indices in Japan					
	1998	1999	2000	2001	2002*
Nominal Compensation**	-0.7	-1.2	0.5	-0.1	-1.2
GDP Deflator	-0.1	-1.4	-2.1	-1.2	-1.0
CPI	0.7	-0.3	-0.7	-0.7	-1.1

A number of observers have concluded that Japan is in a liquidity trap, that is, monetary policy is incapable of stimulating aggregate demand (see e.g. Krugman [1998a, b, c, d; 1999, 2000], Ito [1998], McKinnon and Ohno [1999], Itoh, Motoshige and Naoki Shimoi [2000], Miyal [2000], Iwata, Shigeru and Wu [2001], Svensson [2001] and Taylor [2001]); for a view that liquidity traps are unlikely to pose a problem, see Meltzer [1999, 2001] and Hondroyiannis, Swamy and Tavlas [2000]).

The risk of the zero lower bound becoming a binding constraint on monetary policy has more recently become a factor also in Western Europe and the United States of America. In the Euro area inflation, on the HIPC measure, averaged 1.1 percent per annum during 1999. The ECB's Repo rate reached a local trough of 2.5 percent during April 1999. At the time, this raised the question as to whether a margin of two hundred and fifty basis points provided enough insurance against a slump in aggregate demand. Today (March 2003) the ECB's Repo rate again stands at 2.50 percent and HICP inflation runs at just over 2.0 percent per annum (see Issing [2002]).

Figure 2 about here

The UK has its Repo rate at 3.75 percent with RPIX inflation just over 2.5 percent.³ While this appears to provide a reasonable cushion against the risk of getting stuck at the zero lower bound, the fear of deflation is not completely absent even in the UK.

Figure 3 about here

³ UK HICP inflation rates are between 0.50 percent and 0.75 percent per annum below its RPIX inflation rate.

Finally, in the US too, with the Federal Funds target rate in February 2003 down at 1.25 per cent, the Fed has shown some concern about the possibility that monetary policy could become constrained by the zero lower bound on nominal interest rates (see e.g. Bernanke [2002]). As early as the Fall of 1999, the Fed organised a conference to discuss the ‘zero bound problem’ (see e.g. Clouse, Henderson, Orphanides, Small and Tinsley [1999]) and recently its staff have produced a thorough study of Japan’s experience in the 1990s and the lessons this holds for preventing deflation (Ahearne et. al. [2002]).⁴

Figure 4 about here

There is also a growing number of theoretical contributions on liquidity traps, the zero bound problem, low inflation and deflation (see e.g. Akerlof, Dickens and Perry [1996], Fuhrer and Madigan [1997], Orphanides and Wieland [1998, 2000], Wolman [1998], Porter [1999], Johnson, Small and Tryon [1999], Cristiano [2000], Freedman [2000], Goodfriend [2000], Bryant [2000], McCallum [2000, 2002], Benhabib, Schmitt-Grohé and Uribe [2001, 2002], Buiter and Panigirtzoglou [2001, 2003], Feldstein [2002a,b] and Nishizaki and Watanabe [2002]).

The longest deflationary episode for which we have acceptable quality data is also the one that is probably most relevant for today. It is the great deflation of the 19th century, shown, for the UK, in Figures 5 and 6.

Figure 5 about here

Figure 6 about here

As Figure 5 shows, the average rate of inflation over this 115-year period was slightly negative (certainly if we start our count at the end of the Napoleonic wars), and the variability of the inflation rate was high. Figure 6 shows that Bank Rate did not fall below 2 per cent throughout 115 years preceding World-War I.⁵ The UK got through a deflationary century without encountering the zero lower bound constraint on nominal interest rates, let alone the liquidity trap. The deflationary periods between the two World Wars are less relevant to our current experience. Although the failure to deal effectively with deflation no doubt prolonged and deepened the Great Depression of the 1930s, deflation then was the result of a catastrophic collapse of aggregate demand, not the cause of it.

Figures 5 and 6 demonstrate that deflation is an old phenomenon. Is it also an old *problem*? Deflationary episodes have often, but by no means always, been periods of recession or depression. Bordo and Redish [2003], in a study of deflation and growth in the US and Canada during the Gold Standard period 1870-1913, conclude that there are good and bad deflations. Good deflations occur when positive supply shocks cause potential output to grow faster than nominal aggregate demand. They will be characterised by rising employment and output growth. Bad deflations occur when negative shocks to aggregate demand cause nominal demand growth to fall below the growth rate of potential output. They will be characterised by falling employment and output growth. Actual deflations during the Gold Standard period

⁴ The proceedings of the conference were published in the *Journal of Money, Credit and Banking* [2002].

⁵ The temporary collapse in the external value of the U.S. dollar starting in 1861 reflects the exceptional circumstances of the American Civil War and its aftermath, the Greenback period.

tended to be the product of both negative nominal demand shocks (modelled as monetary shocks) and positive supply shocks.⁶ While not part of the Bordo and Redish [2003] study, the Great Depression of 1929-33 and the post-World War I recession of 1919-21 were undoubtedly bad deflations.

Can policy makers prevent deflation or eliminate deflation once it has taken hold simply by reversing the policies that have been proven to be effective in preventing or eliminating inflation?

Is there a discontinuity at zero in the mapping linking the rate of inflation to the costs of inflation? Can policy makers prevent deflation or eliminate deflation once it has taken hold simply by reversing the policies that have been proven to be effective in preventing or eliminating inflation?

Some of the costs and benefits of deflation are not qualitatively different from the costs and benefits of inflation – there is no obvious discontinuity at zero inflation. For instance, menu costs (costs of changing prices) apply symmetrically to price increases and to price cuts.⁷ Anticipated inflation causes welfare losses due to shoe-leather costs of cash management if the opportunity cost of holding cash (the risk-free short nominal interest rate) increases with the expected rate of inflation. Deflation reduces the opportunity cost of holding non-interest bearing cash. Bailey [1956] and Friedman's [1969] optimal quantity of money theorem is the proposition that welfare is maximised when the opportunity cost of holding money is zero, that is, when the risk-free nominal interest rate is zero. If welfare is maximised when the expected rate

⁶ A key identifying restriction in their trivariate (inflation, real output growth and nominal money stock growth) VAR is that, in a small open economy with a fixed exchange rate, non-monetary aggregate demand shocks have no long-run effect on the price level. This is only correct if there are no non-traded goods. If there are non-traded goods, the fixed exchange rate only pegs the long-run domestic currency price of traded goods. Any non-monetary shock to aggregate demand that changes the long-run relative price of non-traded and traded goods, will have a long run effect on the price level.

⁷ Menu costs do not, of course, attach only to changes in the prices of goods and services included in the CPI or GDP deflator. They presumably apply also to changes in money wages and intermediate goods and services and even to changes in the prices of existing assets.

of inflation equals minus the short real interest rate, and if the short real interest rate is positive, deflation characterises the optimal monetary rule. In a Bailey--Friedman world, deflation is not a problem, it is part of the solution.

Unanticipated inflation redistributes wealth from creditors whose contracts are nominally denominated and not index-linked to debtors. Unanticipated deflation redistributes wealth from debtors to creditors. If and to the extent that higher inflation is associated with greater uncertainty about relative prices, higher inflation increases the noise-to-signal ratio of the price signals sent and received by households and enterprises. The same may well apply if the rate of deflation increases in absolute value.

There are four reasons why deflation is not just inflation with the sign reversed. *First*, there is the problem of a zero lower bound on risk-free nominal interest rates caused by the existence of stores of value with a risk-free zero nominal interest rate. These are coin and currency and commercial bank reserves with the central bank.⁸ The zero nominal interest rate on base money (high-powered money, the monetary liabilities of the central bank) sets a zero floor under risk-free nominal interest rates for all other stores of value, private and public. If in order to stimulate demand lower real interest rates are required but nominal interest rates are already at their zero lower bound, conventional monetary policy is powerless. Nominal interest rates are more apt to hit the zero floor when there is deflation.

Second, redistributions from debtors to creditors associated with unexpectedly high deflation in a world with imperfectly index-linked debt contracts is more likely to lead to default and bankruptcy than redistributions from creditors to debtors associated with unexpectedly high inflation. Default, bankruptcy and corporate

⁸ There are countries where commercial bank reserves with the central bank are remunerated, sometimes with close-to-market interest rates.

restructuring are not just mechanisms for redistributing ownership and control of assets. These processes also destroy real resources.

‘Debt deflation’, the increase in the real value of nominal debt caused by a falling general price level was considered an important source of financial distress by the great monetary economists of the 19th century and the first half of the 20th century. Irving Fisher [1932, 1933a] went as far as arguing that the interaction of deflation and large accumulations of private nominal debt could account for every major recession in the USA. Borrowers with short-maturity nominal liabilities and illiquid and/or real or foreign currency-denominated assets are especially vulnerable to deflationary shocks. Commercial banks fit that description, and the incidence of banking crises and bank defaults during the Great Depression of the 1930s and other severe recessions are consistent with a role for debt deflation in the propagation of the business cycle (see e.g. Fisher [1932, 1933a], Keynes [1931, 1936] and Haberler [1937]). Homeowners with mortgages or households with significant outstanding unsecured consumer debt have similar vulnerabilities in their portfolios, as do highly indebted enterprises, (see Minsky [1975, 1986] and King [1994]).

Hyman Minsky’s theory of financial fragility, distress and instability (Minsky [1975, 1986]) and modern theories of asymmetric information, adverse selection, moral hazard and agency problems in financial markets (see e.g. Bernanke [1983], Bernanke and Gertler [1995] and King [1994]) have sharpened our understanding of the links between balance sheet revaluations, access to credit and other sources of external finance, investment and consumption demand and fluctuations in output and employment.

Third, there is a widely-held view that there exists an asymmetry in nominal wage and price adjustment. According to this view, the degree of downward rigidity

in some nominal prices, and especially in money wages, is not matched by a similar degree of upward nominal rigidity.⁹ This means that disinflation, the process of bringing down the rate of inflation through a reduction in the growth rate of nominal demand will be more costly, in terms of output and employment foregone (that is, the *sacrifice ratio* will be higher) when the inflation rate falls into the negative range than when it remains in the positive range.

Fourth, in living memory, there has been considerable experience of inflation, and even of hyperinflation, while there has been only limited experience of deflation (and none of hyperdeflation). This fourth point will turn out to be relevant also to the interpretation of the third point.

The proximate cause of deflation is the failure of nominal demand to grow at least at the rate of growth of potential output. It may therefore be *descriptively* correct that recent deflationary episodes have been the result of faster than expected productivity growth in some (significant) parts of the world – the USA and emerging Asia (China, India etc.) are often mentioned in this context. Even if, in an accounting sense, a reduction in inflation is associated mainly with an increase in real GDP growth driven by higher productivity growth rather than with a reduction in nominal GDP growth, such a diagnosis does not absolve the monetary and fiscal policy authorities. Whatever the supply-side of the economy may generate by way of a growth rate of potential output, it is always possible to use monetary and fiscal policy to generate any growth rate of nominal demand and therefore any rate of inflation, in the medium term.¹⁰ Sustained deflation is therefore either a policy choice, or the result of policy failure.

⁹ Note that menu costs do not produce such asymmetries.

¹⁰ Governor Hayami [2002] of the Bank of Japan gets part of the way to a correct understanding of the relationship between technological change, changes in market structure, relative price changes and inflation in the following quote “*At the same time, the basic relationships between structural reforms*

1. Three Preliminary Questions

1.1 Why don't we see negative nominal interest rates?

Financial instruments, henceforth *securities*, can be divided into two categories: bearer securities and registered securities. Registered securities are financial instruments for which the identity of the owner is known to the issuer and can be verified by third parties. Bearer securities are financial instruments for which the owner is anonymous - the identity of the owner is unknown to the issuer and cannot be verified by third parties.

Paying interest, at a positive or a negative rate on registered securities is a simple task. Take, for instance, checking accounts or deposit accounts. The bank knows the owner of each account. Payment of interest at any rate, positive, zero or negative, is administratively straightforward. The bank periodically credits or debits the account.¹¹

With bearer securities, paying any non-zero interest rate is administratively non-trivial. If the interest rate is positive, care must be taken that the interest due is paid only once during a given payment period. Since the identity of the owner is unknown to the issuer, the same security could be presented multiple times during any given payment period, either by the same holder or by a sequence of different holders. The way around this is to identify, label or mark the security rather than the owner. The security in question is marked in a verifiable manner by the issuer or his agent, whenever the security is presented for payment of interest due. Historically, bearer

and prices must be correctly understood. The recent price decline is attributable to various factors such as technological innovation, deregulation, and an increase in low-priced imports. But above all, the major factor is that Japan's economy was not able to achieve a full-scale recovery in the 1990s and that the negative output gap expanded due to lack of demand."

¹¹ Positive nominal interest rates on bank accounts have been common for decades. During the 1970s, the Swiss authorities taxed non-resident holders of Swiss bank accounts by paying a negative nominal

securities had coupons attached to them that were cut off (clipped) one at a time whenever an interest payment was made.¹² Other ways of identifying bearer securities as being ‘ex-interest’¹³, such as stamping, or more high-tech identification methods can no doubt be thought of.

If the interest rate on the bearer security is negative, the issuer faces the opposite problem of the holder not presenting himself to pay the issuer the negative interest due on the security. The solution is to find a way first of identifying the bearer security as being ex-interest and second to ensure that securities that are not ex-interest are unattractive to potential owners.

The reason for the second condition becomes clear when one considers the bearer security that is of special interest for this paper: currency, that part of the monetary liabilities of the central bank that is generally accepted as means of payment and medium of exchange in the central bank’s jurisdiction.^{14 15} Today, currency is fiat money. It has no intrinsic value as a consumer good, a capital good or an intermediate input, other than the value of the paper it is printed on. It has value today if and only if the public believe it will have value tomorrow. For the issuer (the central bank) to put an expiry date on a bank note would be ineffective if the public chose to ignore it. To make paying negative interest on currency possible it must (a) be possible to identify bank notes as being *ex-interest* and (b) be possible to attach a sufficiently severe penalty to holding money that is not *ex-interest* after the date the

interest rate during the 1970s. After allowing for bank fees, the net nominal rate of return on many checking accounts with a (low) positive nominal interest rate is frequently negative.

¹² This would be problematic for a bearer perpetuity such as the British Consols.

¹³ I use ‘ex-interest’ analogously with ‘ex-dividend’ for common stock. A security is ex-interest for a given payment period if the interest due on it (positive or negative) has been paid.

¹⁴ And at times are accepted outside that jurisdiction, as with the US dollar and the Euro today.

¹⁵ The monetary liabilities of the central bank consist of currency in circulation and commercial bank balances with the central bank. Banks’ balances with the central bank are registered securities. The identity of the owner is known to the issuer. Any interest rate, positive or negative, can be charged on it with negligible administrative expense.

interest is due. Fines, and, in the limit, confiscation or worse, would be required to enforce negative interest on currency.

The idea of taxing currency is not new. It goes back at least to Gesell and the Social Credit movement in the second and third decades of the 20th century. No less an economist than Irving Fisher viewed the idea sympathetically. (See Gesell [1949], Fisher [1933b], Porter [1999]). It has recently been revived and proposed by Buiter and Panigirtzoglou [2001, 2003] and by Goodfriend [2000]. Taxing currency by paying negative interest on it would be a costly administrative exercise. These costs must be set against the cost of being stuck at the zero nominal interest rate floor or the cost of pursuing a sufficiently high inflation target to minimise the risk of the zero nominal interest rate floor becoming a binding constraint.

1.2 Do asymmetric, downward nominal price and wage rigidities make deflation particularly costly?

Conventional economic theory has a rather easy time explaining real rigidities, but a hard time explaining any kind of nominal rigidities, let alone asymmetric nominal rigidities. Empirically there appear to be important nominal rigidities, but mainstream economic theory does a poor job explaining why the numéraire matters. *A fortiori*, mainstream economic theory has little to say about asymmetries in the incidence and or severity of nominal rigidities. For instance, menu costs do not generate asymmetries between upward and downward price adjustments, although they can account for the spike in the frequency distribution of individual price changes at zero. Neither do other state-contingent or time-contingent contracting stories.¹⁶

¹⁶ Surveys on price setting by supermarkets and other firms show a marked bunching of the frequency distribution of price changes at zero, for instance - but such observations tell us nothing about the existence of asymmetries in the degrees of downward and upward nominal price stickiness or rigidity.

Nominal price rigidity, symmetric or asymmetric, has never been attributed to nominal asset prices, or to the prices of freely traded homogeneous commodities. Its domain has never been argued to encompass more than the money prices of highly processed goods and services and to money wages. With nominal price cuts becoming more frequent in the low inflation environment of the last ten years (see e.g. the divergent behaviour of prices for goods and prices for services in the UK, shown in Table 1), those who argue for the importance of asymmetric downward nominal rigidity are focussing mainly on the labour markets (see e.g. Bewley [1999]).

Table 1 about here

There is no coherent theory of asymmetric nominal rigidity in the labour market. Arguments based on fairness (Kahneman, Knetsch and Thaler [1986], justice and morale miss the point, since fairness, justice and morale should concern real wages and/or relative real wages, over time and across reference groups, not money wages (see Blinder [1995], Akerlof, Dickens and Perry [1996], Card and Hyslop [1997] and OECD [2002]). Detailed micro-data based empirical studies for the UK, include Smith [2000] and Nickell and Quintini [2003] for the UK and McLaughlin [1994] for the US. The observation, painstakingly documented in hundreds of interviews by Bewley [1999], that both workers and managers will strongly resist money wage cuts can plausibly be attributed to the fact that the interviewees (in the 1990s) had known only positive inflation rates during their working lives. When nominal prices and wages have on average been rising for more than forty years, a nominal wage cut is likely to be a real wage cut also. Resisting a cut in money wages

is a pretty good first stab at (indeed almost certainly a necessary condition for) resisting a real wage cut and, in decentralised labour markets, a relative wage cut.

Nickell and Quintini [2003], using a unique UK micro-date set on nominal wage changes for the period 1975-99, find that the proportion of individuals whose nominal wages fall from one year to the next is large (reaching 20 percent in periods of low inflation). They also find that there is evidence of some rigidity at a nominal wage change of zero. However, while this causes a statistically significant distortion in the distribution of real wage changes, the magnitude of the impact is “very modest”.¹⁷

The policy relevance of even this “very modest” estimated impact is contingent on the degree of downward nominal wage rigidity being ‘structural’, that is, invariant under changes in the long-run rate of inflation. With high and even moderate inflation becoming a thing of the past throughout the industrial world, any nominal rigidities, and asymmetries in downward and upward nominal wage rigidity due to memories acquired and mental reference frames constructed during inflationary episodes will become less important as time passes. Finally, the spike in the empirical frequency distribution of contract wage changes at zero is, at most, evidence of nominal wage rigidity, not of *asymmetric* nominal wage rigidity. I conclude that while there is convincing empirical evidence that nominal price and wage rigidities exist, there is no evidence that these nominal rigidities are asymmetric.

1.3 How can we disentangle the effects of monetary and fiscal policy?

The distinction between monetary and fiscal policy instruments is an unimportant definitional issue. It sometimes gets tangled up with important issues

involving the institutional arrangements for the decentralisation and delegation of the fiscal, financial and monetary management activities of the state. To understand the economic fundamentals that determine how monetary and fiscal policy affect aggregate demand, one should think of the central bank and the general government sector as a single, consolidated unit – the state, or the sovereign. The balance sheet, budget constraint and solvency constraint that matter are the balance sheet, budget constraint and solvency constraint of the consolidated general government and central bank. When we consider the practical, operational aspects of implementing certain policies in a specific country, it is indeed helpful to consider the particular institutional arrangements in that country. Often we will have to focus on the central bank as a separate agency of the state, with a distinct legal personality, charged with the management of the legal tender liabilities of the state and frequently also with the management of the official international foreign exchange reserves.

I could define monetary policy as ‘whatever the central bank does’, but a slightly more restrictive definition will turn out to be more useful in framing the analysis and organising the argument.

I consider four potential monetary instruments, one of them unconventional, the other three conventional.¹⁸ The unconventional monetary instrument is the nominal interest rate on base money (conventionally zero on coin and currency, but not necessarily on the other component of the monetary base, commercial bank reserves held with the central bank). The three conventional monetary policy instruments are (1) the short risk-free nominal interest rate on non-monetary financial

¹⁷ They calculate that, if long-run inflation were to rise from 2.5 percent to 5.5 percent per annum, the equilibrium unemployment rate would fall from around 6 percent to around 5.87 percent (Nickell and Quintini [2003]).

¹⁸ I restrict the analysis to monetary and fiscal policy in reasonably well-functioning market economies. Quantitative credit controls and other government-imposed forms of credit rationing are not

claims, henceforth the short nominal interest rate (in the UK this would be the 2-week Repo rate; in the US the Federal Funds rate, although the Fed does not peg that rate exactly); (2) the stock of base money; and (3), the nominal spot exchange rate (the relative price of foreign currency in terms of domestic currency). Of these four monetary instruments, the interest rate on base money will, except in Section 3.4c, be treated as a policy instrument whose value is set equal to zero. Out of the short nominal interest rate, the quantity of base money and the exchange rate, only one can be chosen independently by the authorities if there is unrestricted international capital mobility and the country is small in global capital markets.¹⁹

In practice, countries either have a managed exchange rate (the exchange rate is the policy instrument) or they use the short nominal interest rate as the monetary instrument. I know of no country that uses (or used) the monetary base as the policy instrument, although in principle it is possible. Only when, in Section 4.3, I consider a rigorous version of Friedman's 'helicopter drop of money', is the stock of base money treated as a policy instrument.

I define a conventional monetary policy action as any change in the quantity of base money, in the short nominal interest rate, or in the exchange rate which, at given prices and activity levels, does not change the financial net worth of the state (the consolidated general government and central bank), now or in the future.

Conventional monetary policy is therefore a subset of the state's financial portfolio management. The state's financial portfolio management comprises any changes in the composition of the government's portfolio of financial assets and liabilities which, at given prices and activity levels do not change the financial net

considered. Changes in deposit reserve requirements are best viewed as fiscal measures (changes in the taxation of deposit-taking activities).

¹⁹ A 'small' country in a particular market is a price taker in that market. All countries except the US, can for practical policy purposes be treated as small in global capital markets.

worth of the state now or in the future. This includes the sale and purchase of long-dated government debt instruments financed by matching changes in shorter-maturity instruments, changes in the currency composition of the government's financial assets and liabilities (including sterilised and non-sterilised foreign exchange market intervention, changes in the mix of nominal and index-linked debt, public debt retirement financed through privatisation of state assets, swaps, trading in contingent claims markets etc).

Monetary policy involves a subset of such asset swaps. For our purposes, it always includes issuance or retirement (contraction) of base money financed through the purchase or sale of government interest-bearing debt (generally of a short maturity) or of foreign exchange reserves. Sterilised foreign exchange market intervention (purchases or sales of foreign in exchange for non-monetary liabilities of the government that do not alter the monetary base) also are generally conducted by the central bank. Note, however, that in the UK, most of the foreign exchange reserves are owned by the general government (the Treasury), although the Bank of England manages them as agent of the government. Most debt management operations not involving changes in the monetary base are no longer conducted by the Bank of England.

Fiscal policy includes any change in public spending or tax rules, regardless of whether they alter, at given prices and activity levels, the sequence of net financial balances of the state.

2. A Model of Aggregate Demand and Money Demand

The purpose of this Section is to present a simple formal model to guide the discussion of the conditions under which monetary and fiscal policy, conventional and unconventional, can or cannot stimulate aggregate demand. Monetary (and fiscal)

policy ineffectiveness concerns the inability of monetary and fiscal policy to influence nominal aggregate demand. How a change in nominal aggregate demand is translated into changes in real GDP or in the general price level, depends on the details of the specification of the ‘supply side’ of the economy. As regards the key issues involved in preventing or curing deflation, the details of the determination of equilibrium prices quantities are irrelevant. Any combination of real output and general price level increases (including the two extremes of real output only and price level only) would be satisfactory. The paper therefore does not try to determine how any change in aggregate demand affects the general price level of prices of goods and services, real output and employment, asset prices or other variable of interest.²⁰ The detailed derivation of the decision rules of this Section is relegated to an Appendix (Buiter [2003]).

There are two goods, domestic output and imports. Aggregate demand for domestic output, e , is the sum of private consumption demand for domestic output, c^H , private investment demand for domestic output, i^H , government spending on domestic output, g^H and export demand, x , that is,

$$e = c^H + i^H + g^H + x \quad (1)^{21} \quad 22$$

2.1 Households

There is a composite private consumption good that is a constant elasticity of substitution (CES) function of the consumption of domestic output and imports. Aggregate consumption, measured in terms of domestic output is denoted c . The

²⁰ In Buiter and Panigirtzoglou [2001, 2003], a simple continuous time, closed, endowment economy, represent agent version of the aggregate demand and money demand model developed here is combined with an old Keynesian (in Buiter and Panigirtzoglou [2001]) and a new Keynesian Phillips curve (in Buiter and Panigirtzoglou [2003]).

²¹ For brevity’s sake, we do not differentiate between public consumption spending and public sector investment.

²² e , c^H , i^H , g^H and x are all measured in units of domestic output.

domestic currency price of domestic output is P , the foreign currency price of imports is P^* and S is the spot price of foreign currency in terms of domestic currency, or the nominal spot exchange rate. Let $q > 0$ be the static elasticity of substitution between private consumption of domestic output and of imports, and let $0 < h \leq 1$. The CES price index for the private domestic consumption bundle, \tilde{P} , is given by

$$\begin{aligned}\tilde{P} &= \left(hP^{1-q} + (1-h)(SP^*)^{1-q} \right)^{\frac{1}{1-q}} & \text{if } q \neq 1 \\ \tilde{P} &= P^h (SP^*)^{1-h} & \text{if } q = 1\end{aligned}\quad (2)$$

Private consumption of domestic output is related to aggregate private consumption of the composite commodity as follows:

$$\begin{aligned}c_H &= h \left(\frac{P}{\tilde{P}} \right)^{1-q} c = h \left[h + (1-h) \left(\frac{SP^*}{P} \right)^{1-q} \right]^{-1} c & \text{if } q \neq 1 \\ &= hc & \text{if } q = 1\end{aligned}\quad (3)$$

The home country is fully specialised in the production of the domestic good. Domestic households supply the labour used in domestic production and own the domestic capital stock. There are four stores of value, base money, M , issued by the central bank, with a one-period nominal interest rate i^M , one period nominal domestic government bonds, B , with a one-period nominal interest rate i , one-period foreign bonds, B^* , with a one-period nominal interest rate i^* and the capital stock, K . The time index of an asset stock refers to the end of the period (and the beginning of the next period). The nominal value of a unit of installed capital is P^K . All non-monetary stores of value are perfect substitutes in private portfolios and earn the same expected rate of return. Real money balances, $m_t \equiv \frac{M_t}{P_t}$, yield direct utility ('convenience services') in addition to being a store of value.

Domestic output equals domestic value added in our model, which does not have imported intermediate or raw materials inputs. The proportional rate of change in the price of domestic output, $\mathbf{p}_t \equiv \frac{P_t}{P_{t-1}} - 1$ is therefore also the GDP-deflator rate of inflation. The real interest rate using domestic output as the numéraire, r , is defined by $r \equiv \frac{1+i}{1+\mathbf{p}} - 1$. Let Ω be the nominal value of the dividend paid out to shareholders per unit of capital and let \mathbf{x} be the proportional rate of depreciation of the capital stock. Equalisation of expected rates of return on non-monetary assets then implies

$$\frac{1}{P_t^K} \left(\Omega_{t+1} + \frac{1}{1+\mathbf{x}} P_{t+1}^K \right) = 1 + i_{t+1} \quad (4)$$

and

$$1 + i_{t+1} = (1 + i_{t+1}^*) \frac{S_{t+1}}{S_t} \quad (5)$$

There are two kinds of consumers. The first group always consumes its current disposable income. It neither saves nor borrows. This group is meant to capture the behaviour of consumers who are cash-flow constrained or liquidity-constrained; they have no liquid assets that they can draw down to finance consumption, nor can they obtain consumption loans. We refer to them as ‘Keynesian’ consumers. The aggregate real wage bill (measured in domestic output) is denoted w and real aggregate taxes on labour income \mathbf{t} . For simplicity, everyone currently alive is assumed to earn the same wage and pay the same taxes. Aggregate consumption by Keynesian consumers, c^K is given by

$$c^K = \mathbf{I}(w - \mathbf{t}) \quad 0 \leq \mathbf{I} \leq 1 \quad (6)$$

where \mathbf{I} is the fraction of the household population that is liquidity-constrained.

The second group of households has access to perfect financial markets. These ‘permanent income’ consumers can lend and borrow freely subject only to the

constraint that the present value of their consumption programme not exceed the value of their initial net financial resources plus the present discounted value of their future after-tax labour income. Formally, we model these households using the discrete time version of the Yaari-Blanchard overlapping generations model (Yaari [1965], Blanchard [1985]) as generalised by Buitier [1988, 1990]. There is a constant birth rate $\mathbf{b} \geq 0$, and a constant death rate, $1 \geq \mathbf{d} \geq 0$. There are perfect annuities markets, so no-one leaves involuntary bequests. The individual's probability of death is also the fraction of each age cohort (and therefore of the population as a whole) that dies in any given period. The probability of death raises both the effective subjective discount rate and the market rate of interest earned by surviving households. There is no other uncertainty. Agents have rational expectations. The aggregate consumption of this group, c_t^P , is proportional to its *comprehensive* wealth, the sum of its real financial wealth, f_t^P , and the real value of its human wealth its human wealth, h_t^P

$$c^P = \mathbf{m}(f^P + h^P) \quad (7)$$

In the model, all financial wealth, f , is owned by permanent income consumers, so $f^P = f$. The human wealth of a Keynesian consumer is the same as that of a permanent income consumer; the difference between them is that the Keynesian consumer cannot borrow against the discounted value of his future after-tax wage income. If economy-wide human wealth is denoted h , it follows that $h^P = (1 - \mathbf{I})h$. Equation (7) can be rewritten as

$$c^P = \mathbf{m}[f + (1 - \mathbf{I})h] \quad (8)$$

Economy-wide aggregate consumption is given by:

$$c = c^P + c^K = \mathbf{m}[f + (1 - \mathbf{I})h] + \mathbf{I}(w - \mathbf{t}) \quad (9)$$

Total real financial wealth at the beginning of period t is given by

$$f_t \equiv (1+i_t^M) \frac{M_{t-1}}{P_t} + (1+i_t) \frac{B_{t-1}}{P_t} + (1+i_t^*) \frac{S_t B_{t-1}^*}{P_t} + [\Omega_t + (1-\mathbf{x})P_t^K] \frac{K_{t-1}}{P_t} \quad (10)$$

and the household sector period budget constraint is given by

$$f_{t+1} \equiv (1+r_{t+1}) \left(f_t + w_t - \mathbf{t}_t - c_t - \left(\frac{i_{t+1} - i_{t+1}^M}{1+p_{t+1}} \right) m_t \right) \quad (11)$$

Human wealth is the present discounted value of future after-tax labour income. Aggregate labour income is assumed not to be risky, so the appropriate discount rate is the risk-free real interest rate. Current consumption can only be driven by the human wealth owned by those currently alive. We calculate this by discounting future aggregate after-tax labour income at a higher rate than the risk-free rate of interest. The difference is the birth rate, \mathbf{b} , the rate at which ‘new entrants’ arrive to join the future labour force and the future army of tax payers.

Note that the government will tax both current and future generations. The birth rate does not enter the government’s intertemporal budget constraint. If current generations were linked to future generations through an operative chain of intergenerational gifts and bequests, the birth rate will also be absent from the human wealth definition in equation (12) below.

$$h_t = \sum_{j=t}^{\infty} \prod_{s=t+1}^j \left(\frac{1}{(1+r_s)(1+\mathbf{b})} \right) (w_j - \mathbf{t}_j) \quad (12)^{23}$$

The marginal propensity to consume out of comprehensive wealth, \mathbf{m} is given in equation (13):

²³ We adopt the convention that $\prod_{s=t+1}^t x_s = 1$

$$\mathbf{m} \equiv \left\{ \sum_{j=t}^{\infty} \left[1 + \left(\frac{1-a}{a} \right) \left(\frac{1+i_{j+1}}{i_{j+1}-i_{j+1}^M} \right)^{j-1} \right] \prod_{s=t+1}^j \frac{(1+r_s)^{s-1}}{(1+d)(1+r)^s} \left[\frac{1 + \left(\frac{1-a}{a} \right) \left(\frac{1+i_{s+1}}{i_{s+1}-i_{s+1}^M} \right)^{j-1}}{1 + \left(\frac{1-a}{a} \right) \left(\frac{1+i_s}{i_s-i_s^M} \right)^{j-1}} \right]^{\frac{s-j}{j-1}} \right\}^{-1} \quad (13)$$

This expression for the marginal propensity to consume out of comprehensive wealth simplifies when future real and nominal interest rates are expected to be constant. In that case, we get

$$\mathbf{m} = \left[1 + \left(\frac{1-a}{a} \right) \left(\frac{1+i}{i-i^M} \right)^{j-1} \right]^{-1} \left[\frac{(1+d)(1+r)^s - (1+r)^{s-1}}{(1+d)(1+r)^s} \right] \quad (14)$$

In equation (14), the *steady state* marginal propensity to consume out of comprehensive wealth is only independent of the nominal interest rate if the elasticity of substitution between consumption and real money balances is one ($j = 1$). In that case the steady-state marginal propensity to consume becomes

$$\mathbf{m} = a \left[\frac{(1+d)(1+r)^s - (1+r)^{s-1}}{(1+d)(1+r)^s} \right] \quad (15)$$

However, $j = 1$ is not sufficient for the marginal propensity to consume to be independent of the sequence of current and future nominal interest rates outside steady state. For that to be true we require both j and s , the intertemporal substitution elasticity, to be equal to unity (see Fischer [1979a,b] and Buiter [2003]).

When $j = s = 1$ (logarithmic intertemporal preferences and a unitary elasticity of substitution between the composite consumption good and real money balances), the marginal propensity to consume out of comprehensive wealth simplifies to the expression given in equation (16) below. It is now also independent of the real interest rate.

$$\mathbf{m} = \mathbf{a} \left(\frac{(1+\mathbf{r})(1+\mathbf{d})-1}{(1+\mathbf{r})(1+\mathbf{d})} \right) \quad (16)$$

Assuming that only permanent income consumers hold money balances, the demand for money is given by

$$m_t = \left(\frac{1-\mathbf{a}}{\mathbf{a}} \right) \left(\frac{1+i_{t+1}}{i_{t+1}-i_{t+1}^M} \right)^{\mathbf{j}} (c_t - I[w_t - t_t]) \quad (17)$$

$$0 < \mathbf{a} \leq 1; \mathbf{j} > 0; i \geq i^M$$

The parameter $\mathbf{r} > 0$ is the subjective rate of time preference. The intertemporal substitution elasticity is $\mathbf{s} > 0$ and $\mathbf{j} > 0$ is the static elasticity of substitution between the composite consumption good and real money balances.

The demand for real base money depends negatively on the financial opportunity cost of holding money, that is, the excess of the short nominal interest rate over the short nominal interest on base money. The aspect of equation (17) that matters most is the second line, constraining the nominal interest rate on non-monetary financial claims to be at least as high as the nominal interest rate on base money. This floor on the nominal interest rate will be present as long as the non-pecuniary marginal utility of money does not become negative. A simple arbitrage argument then suffices to establish the floor. Consider the case where $i^M = 0$. If the short nominal interest rate on non-monetary assets could be negative, there would be risk-free way of making infinite profits by borrowing at the negative rate of interest and investing in base money. Our money demand function also has the property that the non-pecuniary marginal utility of money goes to zero only as the real stock of money balances relative to consumption goes to infinity, but that is not important for anything that follows.

2.2 The government

The government's budget identity is given in equation (18) below and its intertemporal budget constraint or solvency constraint in equation (19). Note that government here means the consolidated general government and central bank. Government non-monetary debt refers to general government debt held outside the central bank.²⁴ The government spends g^H on domestic output, g^F on foreign output, raises taxes T in nominal terms, issues base money with a nominal interest rate i^M , issues domestic currency-denominated debt with a nominal interest rate i and holds foreign exchange reserves D^* that earn a nominal interest rate i^* .²⁵ We shall call $SD^* - B - M$ the financial net worth of the government. Assuming only households pay taxes to the government, we have $t \equiv \frac{T}{P}$. We also define

$$g \equiv g^H + \frac{SP^*}{P} g^F.$$

$$\begin{aligned} M_t + B_t - S_t D_t^* \\ \equiv P_t g_t^H + S_t P_t^* g_t^F - T_t + (1+i_t^M)M_{t-1} + (1+i_t)B_{t-1} - S_t(1+i_t^*)D_{t-1}^* \end{aligned} \quad (18)$$

$$\begin{aligned} & \frac{(1+i_t)B_{t-1} - (1+i_t^*)S_t D_{t-1}^*}{P_t} \\ & = \sum_{j=t}^{\infty} \prod_{s=t}^j \left(\frac{1}{1+r_s} \right) \left(t_j - g_j + \frac{\Delta M_j}{P_j} - i_j^M \frac{m_{j-1}}{1+p_j} \right) \end{aligned} \quad (19)^{26}$$

We assume that government spending decisions can be represented by an exogenous sequence of aggregate public spending measured in domestic output,

²⁴ In general, it would also include central bank non-monetary liabilities held outside the general government. We ignore this in what follows.

²⁵ We assume for simplicity that the government earns the same interest rate on its international reserves as the private sector does on its foreign-currency-denominated securities.

²⁶ Δ is the backward difference operator, that is, $\Delta M_{t+1} \equiv M_{t+1} - M_t$.

$\{g_j; j \geq t\}$. International relative prices then distribute this aggregate across domestic goods and imports according to equation (20) with $0 < \hat{\mathbf{h}} < 1, \hat{\mathbf{q}} > 0$,

$$g^H = \hat{\mathbf{h}} \left(\frac{P_H}{P} \right)^{1-\hat{\mathbf{q}}} g = \hat{\mathbf{h}} \left[\hat{\mathbf{h}} + (1-\hat{\mathbf{h}}) \left(\frac{SP^*}{P_H} \right)^{1-\hat{\mathbf{q}}} \right]^{-1} g \quad \hat{\mathbf{q}} \neq 1 \quad (20)$$

$$= \hat{\mathbf{h}} g \quad \hat{\mathbf{q}} = 1$$

Forward-looking permanent income consumers internalise the government's intertemporal budget constraint. In equation (21) below, private aggregate consumption is represented after interest-bearing government debt is eliminated from the consumption function of the permanent income consumers given in (8), using (10) and the government's intertemporal budget constraint (19). It aggregates the behaviour of the permanent income consumers who fully internalise the future taxes and monetary issuance decisions of the government, and the behaviour of the myopic Keynesian consumers.

$$c_t = \mathbf{m} \left\{ \begin{array}{l} \left[\frac{(M_{t-1} + (1+i_t^*)S_t [B_{t-1}^* + D_{t-1}^*]) + ((1-\mathbf{x})P_t^K + \Omega_t) K_{t-1}}{P_t} \right. \\ \left. + \sum_{j=t}^{\infty} \left[(1-\mathbf{I}) \prod_{s=t+1}^j \left(\frac{1}{(1+r_s)(1+\mathbf{b})} \right) w_j - \prod_{s=t+1}^j \left(\frac{1}{1+r_s} \right) g_j \right] \right. \\ \left. + \sum_{j=t}^{\infty} \left[\prod_{s=t+1}^j \left(\frac{1}{1+r_s} \right) - (1-\mathbf{I}) \prod_{s=t+1}^j \left(\frac{1}{(1+r_s)(1+\mathbf{b})} \right) \right] t_j \right. \\ \left. + \sum_{j=t}^{\infty} \left[\prod_{s=t+1}^j \left(\frac{1}{1+r_s} \right) \left(\frac{\Delta M_j}{P_j} \right) \right] \right. \\ \left. - \sum_{j=t+1}^{\infty} \left[\prod_{s=t+1}^j \left(\frac{1}{1+r_s} \right) \left(\frac{i_j^M m_{j-1}}{1+p_j} \right) \right] \right\} + \mathbf{I}(w_t - t_t) \quad (21)$$

The real value of a unit of capital carried into period t is (from equation (4)) given by the present discounted value of the future dividend stream:

$$\frac{P_t^K}{P_t} \equiv \sum_{j=t}^{\infty} \prod_{s=t}^j \left(\frac{1}{(1+\mathbf{x})(1+r_s)} \right) \left(\frac{\Omega_j}{P_j} \right) \quad (22)$$

2.3 Private investment

There is a composite private investment good, $\tilde{\mathbf{i}}$, represented by a CES function of domestic output and imports. The price index for the composite investment good is, with $0 < \bar{\mathbf{h}} \leq 1$ and $\bar{\mathbf{q}} > 0$,

$$\begin{aligned} \tilde{P}_t &= \left[\bar{\mathbf{h}} P^{1-\bar{\mathbf{q}}} + (1-\bar{\mathbf{h}}) (SP^*)^{1-\bar{\mathbf{q}}} \right]^{\frac{1}{1-\bar{\mathbf{q}}}} && \text{if } \bar{\mathbf{q}} \neq 1 \\ &= P^{\bar{\mathbf{h}}} (SP^*)^{1-\bar{\mathbf{h}}} && \text{if } \bar{\mathbf{q}} = 1 \end{aligned} \quad (23)$$

There are quadratic internal adjustment costs associated with investment. Both the production function and the adjustment cost function are constant returns to scale. Private investment can therefore be represented as a function of ‘Tobin’s q ’.

With $b > 0$, we have, letting $\mathbf{i} = \frac{\tilde{P}^I}{P} \tilde{\mathbf{i}}$

$$\begin{aligned} \mathbf{i}_t &= \frac{1}{b} \left[\frac{P_t^K - \tilde{P}_t^I}{P_t} \right] K_{t-1} \\ &= \frac{1}{b} \left[\frac{P_t^K}{P_t} \left[\bar{\mathbf{h}} + (1-\bar{\mathbf{h}}) \left(\frac{S_t P_t^*}{P_t} \right)^{1-\bar{\mathbf{q}}} \right]^{\frac{1}{\bar{\mathbf{q}}-1}} - 1 \right] K_{t-1} && \text{if } \bar{\mathbf{q}} \neq 1 \\ &= \frac{1}{b} \left[\frac{P_t^K}{P_t} \left(\frac{S_t P_t^*}{P_t} \right)^{\bar{\mathbf{h}}-1} - 1 \right] K_{t-1} && \text{if } \bar{\mathbf{q}} = 1 \end{aligned} \quad (24)$$

Private investment demand for domestic output is given by

$$\begin{aligned} \mathbf{i}^H &= \bar{\mathbf{h}} \left[\bar{\mathbf{h}} + (1-\bar{\mathbf{h}}) \left(\frac{EP^*}{P} \right)^{1-\bar{\mathbf{q}}} \right]^{-1} \mathbf{i} && \text{if } \bar{\mathbf{q}} \neq 1 \\ &= \bar{\mathbf{h}} \mathbf{i} && \text{if } \bar{\mathbf{q}} = 1 \end{aligned} \quad (25)$$

2.4 Export demand

Without modelling the rest of the world in any detail, we want to specify export demand for domestic output, x , analogously to the import demand functions implicit in our specification of consumption, public spending and private investment. We therefore assume that the home country takes as given aggregate spending in the rest of the world in terms of foreign output, and that the ideal price index for foreign spending (the price, in terms of foreign currency) of some appropriate foreign composite commodity, is

$$\tilde{P}^* = \left[\mathbf{h}^* P^{*1-q^*} + (1-\mathbf{h}^*) \left(\frac{P}{S} \right)^{1-q^*} \right]^{\frac{1}{1-q^*}} \text{ if } \mathbf{q}^* \neq 1 \text{ and } \tilde{P}^* = P^{*h^*} \left(\frac{P}{S} \right)^{1-h^*} \text{ if } \mathbf{q}^* = 1.$$

Let \mathbf{z}^* denote aggregate rest-of-the-world demand measured in foreign output. Export demand for home country output is given by:

$$\begin{aligned} x &= (1-\mathbf{h}^*) \left[\mathbf{h}^* \left(\frac{P}{SP^*} \right)^q + (1-\mathbf{h}^*) \frac{P}{SP^*} \right]^{-1} \mathbf{z}^* & \text{if } \mathbf{q}^* \neq 1 \\ &= (1-\mathbf{h}^*) \frac{SP^*}{P} \mathbf{z}^* & \text{if } \mathbf{q}^* = 1 \end{aligned} \quad (26)$$

In the next Section, we study the effects of monetary and fiscal policy on aggregate demand using the model developed in this Section as a benchmark, but going beyond it where necessary.

3. Monetary Policy and Aggregate Demand

The model of aggregate demand for domestic output is summarised in equations (1), (3), (19), (20), (21), (22), (24), (25) and (26). In the formal model, the effect of conventional monetary policy on aggregate demand for domestic output means the effect on current aggregate demand e_t of changes in the current short

nominal interest rate, i_{t+1} ,²⁷ and/or credible announcements about changes in one or more future short nominal interest rates, i_j , $j > t + 1$, holding constant all other (expected) future short nominal interest rates. Also held constant are the initial values of all asset stocks (money, M_{t-1} , government debt, B_{t-1} , net private holdings of foreign debt, B_{t-1}^* , foreign exchange reserves, D_{t-1}^* and the domestic capital stock, K_{t-1}), and current and future (anticipated) values of (1) the domestic general price level $\{P_j, j \geq t\}$;²⁸ (2) the nominal exchange rate $\{S_j, j \geq t\}$; (3) real wage income $\{w_j, j \geq t\}$; (4) real tax revenues $\{t_j, j \geq t\}$; (5) aggregate real public spending $\{g_j, j \geq t\}$; (6) aggregate real spending in the rest of the world $\{z_j, j \geq t\}$; (7) nominal interest rates on base money $\{i_j^M, j \geq t\}$; (8) foreign nominal interest rates $\{i_j^*, j \geq t\}$; (9) foreign prices $\{P_j^*, j \geq t\}$; (10) capital rental rates $\{\Omega_j, j \geq t\}$; (11) seigniorage $\Delta M_j, j \geq t$.

3.1 A cut in the current short nominal rate of interest.

As long as the lower bound on the nominal interest rate is not binding ($i_{t+1} > i_{t+1}^M$) the monetary authorities can reduce the current short nominal rate of interest, i_{t+1} . A reduction in the current short nominal interest rate i_{t+1} will boost both private consumption demand and investment demand (because we allow for endogenous changes in the value of capital, P^K).

Note that, for $n \geq t$

²⁷ Note that i_t is the interest rate on debt issued in period $t-1$. It is predetermined at time t . The short-term nominal interest rate that the authorities can set in period t is i_{t+1} .

$$\begin{aligned} \frac{\partial c_t}{\partial(1+i_n)} = & \mathbf{m} \left(\frac{\partial f_t}{\partial(1+i_n)} + (1-\mathbf{I}) \frac{\partial h_t}{\partial(1+i_n)} \right) \\ & + (f_t + (1-\mathbf{I})h_t) \frac{\partial \mathbf{m}}{\partial(1+i_n)} \end{aligned} \quad (27)$$

In general, consumption demand is affected by changes in *real* interest rates through three channels: the income effect, the substitution effect and the revaluation effect. In our model, the income and substitution effect work through the marginal propensity to spend out of comprehensive wealth, \mathbf{m} . It is clear from equation (13) that the marginal propensity to spend out of comprehensive wealth will be independent of current and future real interest rates if and only if (1) income and substitution effects of a real interest rate change cancel each other exactly, that is, if $\mathbf{s} = 1$ and (2) the income effect and substitution effect of a change in $i - i_M$, the opportunity cost of holding base money, cancel each other out, that is, if $\mathbf{j} = 1$. In our model this will be the case if the period utility function is logarithmic in a Cobb-Douglas function of aggregate consumption and real money balances (see the Appendix for the details).

Note from equations (13) and (14) that, *ceteris paribus*, a lower real rate of interest (in the current period or anticipated in the future) will raise (lower) the marginal propensity to consume out of comprehensive wealth if and only if $\mathbf{s} > 1$ ($\mathbf{s} < 1$).²⁹ Also, *ceteris paribus*, a lower nominal rate of interest (in the current period

²⁸ and therefore also current and anticipated future values of domestic inflation rates, $\{\mathbf{p}_j, j \geq t\}$.

²⁹ For instance, from equation (14), the steady-state effect of a permanent change in the real interest rate on the marginal propensity to consume (holding constant the nominal interest rate) is

$$\left. \frac{\partial \mathbf{m}}{\partial(1+r)} \right|_{i=i^M, i^M} = - \left[1 + \left(\frac{1-\mathbf{a}}{\mathbf{a}} \right) \left(\frac{i-i^M}{1+i} \right)^{1-\mathbf{j}} \right]^{-1} \frac{(\mathbf{s}-1)(1+r)^{\mathbf{s}-2}}{(1+\mathbf{d})(1+r)^{\mathbf{s}}}.$$

or anticipated in the future) will raise (lower) the marginal propensity to consume out of comprehensive wealth if and only if $j < 1$ ($j > 1$).³⁰

This is intuitively obvious: if there is a sufficiently strong willingness to shift consumption between the present and the future in response to changes in intertemporal relative prices, a cut in current or anticipated future real interest rates will boost consumption. Also, if the elasticity of real money demand with respect to the nominal interest rate is less than unity (in absolute value), a lower nominal interest rate will raise the share of consumption of the composite commodity in total spending on the composite commodity and the services provided by money balances.

In our Sidrauski-type model, money is not super-neutral unless both the intertemporal substitution elasticity and the elasticity of substitution between the composite consumption good are equal to one.³¹ When only the elasticity of substitution between money and consumption is unity, there will be no steady-state nominal interest rate effect on the marginal propensity to consume (equation (14)), but there will be temporary effects. Only when both the intertemporal elasticity of substitution and the elasticity of substitution between money and consumption are unity ($s = j = 1$, see equation (13)) will there be neither steady-state nor dynamic effects of the nominal rate of interest on the marginal propensity to consume.

There is no consensus on the magnitude of the intertemporal substitution elasticity. Empirical studies based on the representative agent, time-separable

³⁰ For instance, from equation (14), the steady-state effect of a permanent change in the nominal interest rate, holding constant the real interest rate, is given by

$$\frac{\partial m}{\partial(i - i^M)} \Big|_{r=\bar{r}} = (j - 1) \left[1 + \left(\frac{1-a}{a} \right) \left(\frac{i - i^M}{1+i} \right)^{1-j} \right]^{-2} \left(\frac{1-a}{a} \right) \left(\frac{i - i^M}{1+i} \right)^{-j} \left(\frac{(1+d)(1+r)^s - (1+r)^{s-1}}{(1+d)(1+r)^s} \right)$$

³¹ See Sidrauski [1967] and Fischer [1979a,b] for a similar result for the case where money is separable from consumption in the direct utility function.

expected utility paradigm in which the constant of relative risk aversion is the reciprocal of the intertemporal substitution elasticity, typically find that the intertemporal substitution elasticity is close to zero (or equivalently, that the degree of relative risk aversion is very high). Examples are Hansen and Singleton [1983], Hall [1988] and Yogi [2002]. Allowing the period felicity function to be non-separable in consumption and leisure can raise the (implied) estimate of the elasticity of intertemporal substitution to around 0.35 which, while significantly different from zero is also significantly below one (see Basu and Kimball [2000]).

There have been four distinct approaches that attempt to rebut this finding. Mulligan [2002] argues that earlier studies measured rates of return incorrectly and that making the appropriate corrections yields results consistent with an intertemporal elasticity of substitution of one. The second rejects the representative agent assumption and models heterogeneous consumers/portfolio holders. For instance, Guvenen [2003], permits the intertemporal elasticity of substitution to increase with household wealth and assumes that many low wealth consumers do not participate in the financial markets at all (rather like the Keynesian consumers of this paper).

The third alternative drops time-separability, that is, the current period felicity function depends not just on current consumption, but also on past consumption. Habit formation is a portmanteau explanation for such specifications (e.g. Abel [2000]). Finally, the expected utility hypothesis has been dropped in favour of alternatives, such as the Epstein-Zinn [1989, 1991] utility functions, that allow intertemporal substitution and risk aversion to be modelled and estimated independently (see e.g. Hyde and Sherif [2002]). An outsider trying to sum up the results of this literature can only conclude that it is very difficult to argue that the

intertemporal substitution elasticity is close to unity and virtually impossible to conclude that it is significantly above unity.

As regards the interest elasticity of the demand for base money, most empirical studies do not favour a constant elasticity specification.³² The popular log-linear specification implies a negative nominal interest rate elasticity whose absolute value starts at zero when the nominal interest rate is zero and increases without bound as the level of the nominal interest rate increases. When the nominal interest rate is near the zero floor, the (absolute value of the) interest elasticity of money demand is therefore likely to be less than one, which would strengthen the positive impact on aggregate demand of a cut in the nominal rate of interest.

The *revaluation effect* of a change in a real interest rate refers to the change in comprehensive wealth as some element in the sequence of current and future real interest rates changes (see equations (10), (12) and (21)). We can further distinguish the financial wealth revaluation effect and the human wealth revaluation effect.

The effect of a change in the period n real interest rate ($n \geq t+1$) on human wealth in period t is:

$$\frac{\partial h_t}{\partial(1+r_n)} = -\frac{1}{(1+r_n)} \sum_{j=n}^{\infty} \prod_{s=t+1}^j \left(\frac{1}{(1+r_s)(1+b)} \right) (w_j - t_j) \quad (28)^{33}$$

The revaluation effect of a cut in the period n real interest rate (brought about in our example by a cut in the period n nominal interest rate holding constant the (anticipated) period n rate of inflation) is positive if after-tax labour income in period n and beyond is ‘on average’ positive.

³² Few empirical studies use private consumption as the scale variable in the money demand function. Income (current or permanent) and financial wealth are more commonly found in that role.

³³ In equation (28), the government’s intertemporal budget constraint has not been substituted into the private sector comprehensive wealth definition.

As regards the financial wealth revaluation effect, the lower real interest rate associated with a lower nominal interest rate at a given inflation rate will also boost Tobin's q , the market value of a unit of installed capital (see equation (22)).³⁴ By boosting $q \equiv \frac{P^K}{P}$, both private consumption (equation (21)) and private investment (equation (24)) will be stimulated. Note that the revaluation effect of a lower interest rate boosts demand regardless of the value of the intertemporal substitution elasticity.

The marginal propensity to consume multiplies the change in comprehensive wealth due to the valuation effect to get the effect on consumption. The marginal propensity to consume out of comprehensive wealth is likely to be a rather small number, probably similar in magnitude to the long-run real rate of return on an annuity, say 0.045 at most (that is 4.5 percent per annum).³⁵

A cut in current short nominal interest rates may further boost private spending through a number of channels not considered in the formal model. With imperfect financial markets (due, for instance, to asymmetric information and associated adverse selection and agency problems) there can be further effects on the cost and availability of funds to enterprises (or through the lending channel or the credit channel) be further effects on private investment. Inventory investment, and working capital (not formally modelled here) are further transmission mechanisms of changes in short nominal interest rates.

$$^{34} \frac{\partial (P_t^K / P_t)}{\partial (1 + r_n)} = - \left(\frac{1}{1 + r_n} \right) \sum_{j=n}^{\infty} \prod_{s=t}^n \left(\frac{1}{(1 + r_s)(1 + \mathbf{x})} \right) \frac{\Omega_j}{P_j} \quad n > t.$$

³⁵ Interpret the unit period to be one year. The rate of pure time preference, \mathbf{r} is, say, 0.03. The death rate \mathbf{d} is, say, 0.015. In the Cobb-Douglas case, \mathbf{a} is the ratio of annual consumption by the Friedmanian households. The monetary base in the UK in 2002 was about £36bn. Household consumption (which includes the consumption of the Keynesian consumers who don't hold money) was probably around £650 bn. That sets a lower bound on \mathbf{a} of 0.945 approximately. These numerical values imply $\mathbf{m} \approx 0.0412$.

3.2 Credible announcements of future cuts in nominal interest rates.

The effect of a cut in current nominal interest rates can be leveraged through credible announcements of future cuts in interest rates. Permanent income consumers will respond to such anticipated future cuts in interest rates through the same substitution, income and valuation channels (see equations (27) and (28), and footnote (30)). In addition, both permanent income consumers and enterprises will raise spending through the effect of lower anticipated future interest rates on Tobin's q .

3.3 Devaluation.

Instead of treating the short nominal interest rate as the monetary instrument, we can take the current nominal exchange rate to be the instrument.³⁶ It is easily checked that, for given sequences of current and expected future values of economy-wide endogenous variables and exogenous variables, and for given values of current and future nominal interest rates $i_j, j \geq t+1$, a devaluation will increase the demand for domestic output if and only if it increases the trade balance surplus. The trade balance surplus, measured in domestic output, is denoted V , that is,

$$V \equiv x - \frac{SP^*}{P} (c^F + \mathbf{i}^F + g^F) \quad (29)$$

For given values of aggregate domestic expenditure, c , \mathbf{i} and g , a devaluation will increase the trade balance surplus from an initial position of balance if and only if sum of the export and import price elasticities of demand is greater than one³⁷ - the familiar Marshall-Lerner conditions. Henceforth, the Marshall-Lerner conditions will be defined as the effect on the trade balance of an increase in the real exchange rate,

³⁶ We should think of this devaluation as an unanticipated, immediate and permanent devaluation, if it is to be consistent with given sequences of domestic and foreign nominal interest rates and UIP.

³⁷ A sufficient condition would be: $q > 1$; $\bar{q} > 1$ and $q^* > 1$.

$\frac{SP^*}{P}$, holding the three constant domestic aggregate spending components, c , \mathbf{i} and g in terms of domestic output and holding constant rest-of the world spending in terms of foreign output, \mathbf{z}^* . These Marshall-Lerner conditions therefore do not necessarily capture the total effect of a devaluation on the trade balance or on aggregate demand in our model because, while g and \mathbf{z}^* are taken to be exogenous in our model, both aggregate private consumption, c , and aggregate private investment, \mathbf{i} , are endogenous and will in general depend on the exchange rate.

Consider for simplicity, the case where the aggregate public spending and aggregate private investment are split among domestic output and imports in the same way as aggregate private consumption, that is, $\mathbf{q} = \bar{\mathbf{q}} = \hat{\mathbf{q}}$ and $\mathbf{h} = \bar{\mathbf{h}} = \hat{\mathbf{h}}$. In this case

$$\left. \frac{\partial V}{\partial S} \right|_{\substack{c=\bar{c} \\ i=\bar{i} \\ g=\bar{g}}} = \frac{x}{S} \left[\mathbf{h}^* \left(\frac{SP^*}{P} \right)^{-q^*} + (1-\mathbf{h}^*) \left(\frac{SP^*}{P} \right)^{-1} \right]^{-1} \left[\mathbf{q}^* \mathbf{h}^* \left(\frac{SP^*}{P} \right)^{-q^*} + (1-\mathbf{h}^*) \left(\frac{SP^*}{P} \right)^{-1} \right] \\ - (c^F + \mathbf{i}^F + g^F) \left\{ 1 - \left[\mathbf{h} \left(\frac{SP^*}{P} \right)^{-q} + (1-\mathbf{h}) \left(\frac{SP^*}{P} \right)^{-1} \right]^{-1} \left[\mathbf{q} \mathbf{h} \left(\frac{SP^*}{P} \right)^{-q} + (1-\mathbf{h}^*) \left(\frac{SP^*}{P} \right)^{-1} \right] \right\} \quad (30)$$

In the Cobb-Douglas case, for instance, with $\mathbf{q} = \bar{\mathbf{q}} = \hat{\mathbf{q}} = \mathbf{q}^* = 1$, the Marshall-Lerner conditions are satisfied because the sum of the import and export price elasticities equals two.

In addition to these relative price effects of a devaluation, a change in the exchange rate will also in general affect aggregate consumption through a wealth effect. From equation (21) it is clear that:

$$\frac{\partial c_t}{\partial S_t} = \mathbf{m}_t (1+i_t^*) (B_{t-1}^* + D_{t-1}^*) \quad (31)$$

Thus, if $B^* + D^*$, the net stock of foreign-currency-denominated assets held by the domestic private sector and government, is positive (negative), devaluation will boost (lower) aggregate demand through a wealth effect.

Total private investment, measured in domestic output, \mathbf{i} , will decline, other things being equal, when the exchange rate is devalued. From equation (24) it is apparent that

$$\frac{\partial \mathbf{i}}{\partial S} = -(1-\bar{h}) \frac{P^* P^K}{bP^2} K \left[\bar{h} + (1-\bar{h}) \left(\frac{SP^*}{P} \right)^{1-\bar{q}} \right]^{\frac{2-\bar{q}}{\bar{q}-1}} \left(\frac{SP^*}{P} \right)^{-\bar{q}} < 0. \quad (32)$$

The reason is that a devaluation raises the price of the composite investment good, P_i relative to the price of installed capital, that is, it reduces Tobin's q .

A devaluation (or sharp depreciation) of the yen has been recommended as a cure for Japan's deflationary ills by McKinnon and Ohno [1999] and Svensson [2000].³⁸ It is clear that devaluation is not guaranteed to work: the Marshall-Lerner conditions may not be satisfied; a country may be a net debtor in foreign currency-denominated assets, $B_{t-1}^* + D_{t-1}^* < 0$, and the effect of devaluation on aggregate investment is necessarily negative in our model. On the other hand, if a devaluation boosts aggregate demand, it does so regardless of the level of nominal interest rates.

Empirical evidence on the response of the trade balance to a devaluation appears to be supportive of the proposition that the Marshall-Lerner conditions are satisfied at least in the long run. The short-run picture is mixed (see Goldstein and Khan [1985] and Rose [1991]). This conclusion appears to have survived the co-integration revolution (see e.g. Bahmani-Oskooee and Alse [1994]).

³⁸ Former Bank of Japan Governor Hayami has argued against a depreciation of the yen as part of a solution to Japan's problems, stating that "no country has ever prospered by cheapening its currency" (*Nikkei*, 2 January 2002).

3.4 Unconventional monetary policy when short nominal interest rates are zero.

Without loss of generality, consider for simplicity the standard case where the nominal interest rate on base money, i^M is zero. Assume the current short nominal interest rate i has been cut all the way to its lower bound and now cannot fall further. Assume also that the authorities have credibly committed themselves to keep future short nominal interest rates at zero. What else can monetary policy do to stimulate aggregate demand?

3.4a. Generalised open market operations.

Our formal model assumes that all non-monetary stores of value are perfect substitutes. If this is not the case, even the credible announcement of a future policy of systematically keeping future short nominal interest rates at zero would not necessarily reduce the nominal yields on outstanding stocks of longer-maturity government securities to zero. If such is the case, it is clear that monetary policy has not been exhausted. Open market purchases of all government securities that have a positive nominal yield can be undertaken. As long as there is a positive amount outstanding of any nominally denominated government security with a positive nominal yield, monetary policy has not yet run out of steam.

The central bank can also expand the monetary base through purchases of foreign exchange reserves or indeed through purchases of foreign-currency-denominated foreign securities of any maturity, including options and other derivatives. It can also engage in purchases of foreign exchange reserves that it finances not by issuing additional base money, but by reducing its holdings of general government securities. There is little evidence to support the view that such generalised ‘sterilised foreign exchange market intervention’ is an effective and

reliable instrument for bringing down domestic interest rates or for weakening the exchange rate, but even if it does not help, it is unlikely to hurt (unless people begin to wonder why the central bank is engaging in pointless financial transactions).

Even after monetising the entire public debt and purchasing large amounts of foreign securities, the central bank is not out of ammunition. It could turn its attention to the domestic private sector by purchasing private domestic securities. In times of financial stress and turbulence, central banks already have a well-established practice of easing the eligibility requirements for private securities that are acceptable as collateral in Repo operations.³⁹ The central bank can also expand the list of eligible counterparties that it is willing to deal with. Beyond that, open market purchases of private bonds and other private financial instruments, including stocks and shares, options and other derivatives are, in principle possible.⁴⁰ Conceivably, the central bank could engage in 'open market' purchases of commercial, industrial or residential real estate.

There are difficult issues involved in such transactions, including integrity problems, moral hazard, adverse selection and governance problems. To make the (temporary) socialisation of private financial securities palatable, the central bank would have to buy something like a representative index fund of the eligible classes of securities, and refrain from interfering in the management of any enterprises it might acquire a significant ownership stake in.

³⁹ The Bank of Japan now accepts a broader range of private debt as eligible collateral, and provides loans directly to private commercial banks at very low interest rates (see Bank of Japan [2003]).

⁴⁰ On April 8, 2003, the Bank of Japan announced it was considering the purchase of asset-backed private securities, including asset-backed commercial paper. Examples of the kinds of assets that could be pooled were receivables purchased from SMEs or loans to SMEs. The overall risk of the pooled assets would be restructured into multiple layers representing different degrees of risk.

3.4b Spitting in the wind: introducing an inflation target or raising the target rate of inflation when the zero lower bound is binding everywhere .

Some authors (e.g. Krugman [1998d, 1999, 2000]) have proposed the credible announcement and immediate introduction of an inflation target as a means of escaping from the zero interest floor. Assume that the economy is experiencing deflation and stagnation and that not only current short and long nominal rates of interest but also all anticipated future nominal interest rates are zero. Under these circumstances, introducing an inflation target, or raising an existing inflation target to a higher target rate, is spitting in the wind: it will not affect the behaviour of the economy, as the target announcement has no implications for the current and future behaviour of the monetary policy instruments.

Having a sufficiently high inflation target and pursuing it assiduously might prevent one from getting into a generalised zero nominal interest rate trap. Once you are in such a trap (for nominal interest rates at all maturities), announcing an inflation target without having any instruments for achieving it is a pointless gesture (see Buiter and Panigirtzoglou [2001, 2003] for a formal demonstration of this intuitively obvious point). A number of Japanese monetary policy makers have argued against the aggressive use as counter-deflationary policy of monetisation of government debt and deficits on the grounds that this risked creating inflation or even *hyperinflation*.⁴¹ Having an inflation target and a credible commitment to use the available policy

⁴¹ In a speech at the Japan National Press Club in Tokyo on 22 June 1999, then-Governor of the Bank of Japan, Mr Masaru Hayami [1999] said: “*Once a central bank engages in the automatic financing of a fiscal deficit, sooner or later the time will come when it cannot put a brake on money expansion, thereby inducing vicious inflation. This is one valuable lesson that we have learned from history and constitutes the main reason why the underwriting of long-term government bonds is prohibited not only in Japan but also in other industrialized countries. An increase in the outright purchase of long-term government bonds eventually leads to the same situation as in underwriting.*”

Asia Times Online on 16 December 1999, in its Editorial, “There’s a Time for Every Purpose, Mr. Yen” reports Governor Hayami as telling Parliament the previous Friday, that setting an inflation target “would be a dangerous move, and not a step that we could choose. It could cause uncontrollable inflation”. (<http://www.atimes.com/editor/AL16Ba01.html>).

instruments to pursue but not to exceed that target could remove fear of creating excessive inflation (or even hyperinflation) as a constraint on the implementation of an effective anti-deflationary strategy. If only the current short nominal interest rate is zero but expected future short nominal interest rates and/or longer maturity nominal interest rates are positive, introducing an inflation target or raising an already existing inflation target may be helpful. This would e.g. be the case if, in the absence of an inflation target, the market (perversely) believed that the central bank would start to raise nominal interest rates as soon as there was any indication of present or future inflation, however low.⁴²

3.4c Lowering the zero floor on nominal interest rates by imposing a carry tax on currency.

The reason we don't see negative nominal interest rates on private securities and non-monetary government debt instruments is that the zero interest rate on base money sets a floor under all nominal interest rates. If the authorities could pay negative interest on base money (effectively impose a 'carry tax' on base money), the zero nominal interest rate floor would be lowered, and this constraint on the conduct of monetary policy would be removed. Once the policy-determined nominal interest on base money (i^M in our model) has been set below zero, other, market-determined nominal yields on non-monetary public and private securities would follow, driven by the forces of arbitrage and competition.

Paying negative interest on commercial bank reserves held with the central bank is trivially simple. Think of these reserves as akin to bank accounts held by the general public. Households and enterprises get paid interest on the balance in these

⁴² I am indebted to Jean-Pierre Landau for pointing this out to me.

accounts and are charged for the cost of operating the accounts. Commercial bank balances with the central bank (electronic ledger entries) are ‘registered securities’, in the terminology of Section 1 of this paper. Paying any interest rate, negative or positive, can be done by electronically debiting or crediting the account. It would be an administratively costless exercise.

Paying negative interest on currency, the bearer bond component of the base money stock, would be administratively cumbersome and costly. There would have to be a sufficiently large and credible penalty for non-payment to induce the anonymous holders of currency to come forward, receive their negative interest (pay their tax) and have the notes marked as ‘current’ in a way that cannot be forged easily and is recognisable by all. Resort to a carry tax on currency would be justified if the cost of the alternative (either living with a binding zero floor or the best alternative policy for escaping from the zero nominal interest rate floor trap) were higher. We shall see in Section 4 that there is at least one alternative policy that always will boost aggregate demand, and does not involve any significant implementation costs.

4. Fiscal policies to stimulate aggregate demand.

At the end of the previous Section monetary policy on its own, conventional or unconventional, has run out of steam. If the deflationary problem has not been solved by any of these pure monetary measures, the state is still not powerless. Fiscal policy options remain and one of these, the ‘helicopter drop of money’ of Friedman fame, will always deliver the anti-deflationary goods. To focus the argument, I will in what follows assume that $i^M = 0$, that is, the nominal interest rate on base money is zero, and that $i_j = 0$, $j \geq t+1$, that is, all current and future short nominal interest rates are

also zero, so that in the formal model, monetary policy has reached the end of the road.

4.1 Debt-financed tax cuts.

It is clear from equation (21), that a debt-financed tax cut in period t will stimulate aggregate private consumption demand in period t through two channels: increased spending by Keynesian consumers whose current disposable income has increased and increased spending by permanent income consumers for whom postponing taxes through borrowing raises the present discounted value of lifetime taxes. The reason is that part of the postponed taxes will be paid by new households who are not yet born at the time of the tax cut, and who therefore will not reduce their consumption.

Consider the effect of a tax cut in period t accompanied by the credible announcement of an increase in taxes in period $t+1$ of equal present value, that is $dt_{t+1} = -(1+r_{t+1})dt_t > 0$. The effect of the period t tax cut on the Keynesian

consumers is given by $-\frac{\partial c_t^K}{\partial t_t} \Big|_{dt_{t+1}=-(1+r_{t+1})dt_t} = I$. The future tax increase does not affect

the current spending behaviour of the Keynesian consumers.

Forward-looking permanent income consumers change their period t consumption by $-(1-I)m dt_t$ in response to the period t tax cut, and their period t

consumption by $-m \frac{(1-I)}{(1+r_{t+1})(1+b)} dt_{t+1} = m \frac{(1-I)}{(1+b)} dt(t)$ in response to the

anticipated increase in taxes in period $t+1$. The net effect of this postponement of taxes financed by borrowing is

$$-\frac{\partial c_t}{\partial \mathbf{t}_t} \Big|_{d\mathbf{t}_{t+1}=-(1+r_{t+1})d\mathbf{t}_t} = \mathbf{I} + \mathbf{m}(1-\mathbf{I}) \left(\frac{\mathbf{b}}{1+\mathbf{b}} \right) \quad (33)^{43}$$

Aggregate consumption demand for domestic output will increase by only a fraction of the amount given in equation (33) (see equation (3))

If there are no Keynesian consumers, $\mathbf{I} = 0$, there still is a positive effect on consumer demand of a debt-financed tax cut that satisfies the government's intertemporal budget constraint. In that case:

$$-\frac{\partial c_t}{\partial \mathbf{t}_t} \Big|_{\substack{d\mathbf{t}_{t+1}=-(1+r_{t+1})d\mathbf{t}_t \\ \mathbf{I}=0}} = \mathbf{m} \left(\frac{\mathbf{b}}{1+\mathbf{b}} \right) \quad (34)$$

Only if the birth rate is zero ($\mathbf{b} = 0$), and we are effectively in a representative agent model, will there be debt neutrality or Ricardian equivalence: debt-financed tax cuts will not stimulate aggregate demand:

$$-\frac{\partial c_t}{\partial \mathbf{t}_t} \Big|_{\substack{d\mathbf{t}_{t+1}=-(1+r_{t+1})d\mathbf{t}_t \\ \mathbf{I}=0 \\ \mathbf{b}=0}} = 0 \quad (35)$$

4.2 A tax- or debt-financed temporary increase in public spending on goods and services.

Without Keynesian consumers and with a zero birth rate, temporary increases in public spending will still stimulate aggregate demand. Consider a one-period increase in government spending on goods and services in period t . The public spending increase directly raises aggregate demand one-for one. Aggregate demand for domestic output increases by the increase in public spending increase times the marginal share of public spending on domestic output in total public spending (see equation (20)). Aggregate private consumption by permanent income consumers will

⁴³ We know that the tax cut is debt financed, because, from equations (19) and (21), if either public spending were cut or base money were issued to finance the tax cut, there would be additional effects to be considered.

be reduced less than one-for-one, even if the period t public spending increase is financed with a balanced-budget (by raising taxes in line with public spending in period t). The impact of any tax increase on consumption by a permanent income household is spread out over its remaining lifetime. When $\mathbf{l} = \mathbf{b} = 0$ (and, for simplicity also $\mathbf{j} = \mathbf{s} = 1$), we have:

$$\left. \frac{\partial c_t}{\partial g_t} \right|_{dt_t = dg_t} = -\mathbf{m} = -\mathbf{a} \left(\frac{(1+\mathbf{r})(1+\mathbf{d})-1}{(1+\mathbf{r})(1+\mathbf{d})} \right) \quad (36)$$

Since $0 < \mathbf{m} < 1$, a temporary increase in public spending financed ultimately or immediately by tax increases, will boost aggregate demand.⁴⁴ A permanent increase in public spending would have associated with it an increase in the present discounted value of future taxes whose negative effect on current private consumption would be similar in magnitude to that of the public spending increase.

$$\begin{aligned} \sum_{j=t}^{\infty} \left. \frac{\partial c_t}{\partial g_t} \right|_{\sum_{j=t, s=t+1}^{\infty} \prod_{s=t+1}^j \left(\frac{1}{1+r_s} \right) dt_j = \sum_{j=t, s=t+1}^{\infty} \prod_{s=t+1}^j \left(\frac{1}{1+r_s} \right) dg_j} &= -\mathbf{m} \sum_{j=t}^{\infty} \prod_{s=t+1}^j \left(\frac{1}{1+r_s} \right) \\ &= -\frac{\mathbf{m}}{r} \quad \text{if } r_s = r, s \geq t \end{aligned} \quad (37)^{45}$$

In an open economy, a permanent, tax-financed public spending increase can boost demand for domestic output even if it does not boost aggregate demand. This will be the case if government spending is more concentrated on domestically produced goods than private spending, that is, if $\mathbf{h} > \mathbf{h}$.

The only way that a temporary, tax financed increase in public spending would fail to boost aggregate demand if there are just permanent income consumers would be if the public consumption were a private substitute for private consumption. In our analysis we assumed that any utility households may derive from public

⁴⁴ In fact, \mathbf{m} has the magnitude of a real annuity rate of return.

spending is separable from that of private consumption, so such ‘direct crowding out’ does not occur.

4.3 The one that always works: Friedman’s helicopter drop of money.

Finally, there is the monetary-fiscal policy combination that always succeeds in stimulating aggregate demand: the tax cut financed by printing base money. We reproduce the consumption function of equation (21) as equation (38), making all the assumption necessary to emasculate monetary and fiscal policy to the maximum extent: $i_j^M = i_j = 0$, $j \geq t+1$ (all nominal interest rates are at their zero lower bound), $I = 0$ (there are no Keynesian consumers) and $\mathbf{b} = 0$ (there is debt neutrality).

$$c(t) = \mathbf{m}(t) \left\{ \frac{\left(M_{t-1} + (1+i_t^*) S_t [B_{t-1}^* + D_{t-1}^*] + (1-\mathbf{x}) P_t^K + \Omega_t \right) K_{t-1}}{P_t} + \sum_{j=t}^{\infty} \prod_{s=t+1}^j \left(\frac{1}{1+r_s} \right) (w_j - g_j) + \sum_{j=t}^{\infty} \prod_{s=t+1}^j \left(\frac{1}{1+r_s} \right) \left(\frac{\Delta M_j}{P_j} \right) \right\} \quad (38)$$

The effect of a tax cut in, say, period t , financed through an increase in the nominal money stock in, say, period t , is given by:

$$-\frac{\partial c_t}{\partial \mathbf{t}_t} \Big|_{d\mathbf{t}_t = \frac{d\Delta M_t}{P_t} < 0} = \mathbf{m} > 0 \quad (39)^{46}$$

This effect can be enhanced by announcing a sequence of current and future tax cuts, all financed by increasing the future stock of base money. The timing of the tax cuts and timing of their monetisation does not matter; as long as the future tax cuts

⁴⁵In the double logarithmic case, $\frac{\mathbf{m}}{r} = \frac{\mathbf{a}}{r} \left(\frac{(1+r)(1+d)-1}{(1+r)(1+d)} \right) \approx 1$.

are credible, only their present value matters for private consumption. Technically, the tax cut is a lump-sum tax cut for households.

What we are describing here is, of course, Friedman's 'helicopter drop of money'. The gift or transfer payment from the state (equivalent to a tax cut) is financed by printing money (and dropping it from a great height). There are no future tax liabilities implied by this transfer payment, because it is financed through the issuance of zero nominal interest-bearing base money. Even if there are no Keynesian consumers, such money-financed tax cuts or transfer payments will boost aggregate demand. In the Japanese context this would be called a combination of tax cuts and 'quantitative monetary easing'.

The proposition that money-financed tax cuts or transfer payments always boost consumption demand is not contingent on the details of our specification of the objective function of households. All that is required is that aggregate consumption in any given period is a *normal* good. As long as this holds, an increase in household resources (and *a-fortiori* an increase in household resources that takes the form of a perfectly liquid increase in current disposable income) will boost aggregate demand.

The effect of a public spending increase in period t , financed through an increase in the nominal money stock in, say, period t , (or equivalently, though any sequence of current and future money issues equal in present discounted value to the increase in current public spending) is given by:

$$\left. \frac{\partial c_t}{\partial g_t} \right|_{dg_t = \frac{d\Delta M_t}{P_t}} = 0 \quad (40)$$

⁴⁶ We know that the increase in the base money stock finances a tax cut because we are holding the sequence of public spending constant. From equations (19) and (21) (or (38)), the counterpart to the base money increase can only be a tax cut.

This means that aggregate demand (on domestic and foreign goods) increases by the same amount as the increase in public spending, when the increase in public spending is financed by printing money.

4.4 Feldstein’s proposal: using indirect tax changes to tilt the intertemporal terms of trade in favour of current consumption

During the past few years, Martin Feldstein has made proposals for tax policy actions to counteract deflation in Japan that do not in the first instance work through the income or wealth effects of tax cuts (see Feldstein [2002a, b]). Feldstein relies on the strength of the intertemporal substitution effect in household consumption behaviour. He proposes an immediate cut in value added tax (VAT) rates accompanied by the credible announcement of a future VAT rate increase above its current level. This combination early tax rate cut and later tax rate increase could be made revenue-neutral in present value terms. The effect of such a tax package would be to reduce the real interest rate ‘at market prices’ relevant to household consumption decisions. This real interest rate ‘at market prices’, denoted \underline{r} , involves the comparison of market price indices at two dates. Market prices are the sum of prices at factor cost plus indirect taxes. More precisely, letting P denote the GDP deflator at factor cost, r the real interest rate ‘at factor cost’ and \mathbf{q} the VAT tax rate, we have

$$1 + \underline{r} \equiv (1 + i)_t \frac{P_{t-1}}{P_t} \left(\frac{1 + \mathbf{q}_{t-1}}{1 + \mathbf{q}_t} \right) = (1 + r_t) \left(\frac{1 + \mathbf{q}_{t-1}}{1 + \mathbf{q}_t} \right) \quad (41)$$

At any given real interest rate at factor cost, a lower VAT rate today and/or a higher VAT rate tomorrow reduce the current real interest rate. It becomes cheaper to consume today and more expensive to consume tomorrow. If we interpret Feldstein’s proposal as a current cut in indirect tax rates followed by a future increase in indirect

tax rates that is revenue-neutral in present value terms, the income effect of the tax changes is approximately zero, and the effect on current consumption will reflect solely the substitution effect of a cut in the current real interest rate (at market prices) faced by consumers. This will boost consumption.

There is a long history of temporary tax and subsidy measures of this kind that were targeted at enterprise investment decisions rather than at household consumption. For instance, a temporary investment tax credit or a temporary investment subsidy will bring investment forward to take advantage of the shift in the intertemporal terms of trade in favour of earlier rather than later investment. Measures targeted at the enterprise investment decisions are generally thought to have been reasonably effective. The sensitivity of consumption to changes in the intertemporal terms of trade generated by Feldstein's proposed VAT measures is less firmly established. As always with interest rate changes, substitution and income effects move in opposite directions. If the package is revenue neutral in present value terms, it should have no significant effect on household consumption through the valuation effect. As the measures proposed by Feldstein have no real downside risk associated with them (at worst there will be no effect on consumption), they could be part of a wide-ranging package to stimulate aggregate demand.

5. Institutional arrangements to tackle deflation: how much can the central bank do on its own?

To evaluate implementation issues, we break down the consolidated budget constraint and solvency constraint of the general government and central bank into separate accounts each for the general government and the central bank each.

The central bank has the monetary base (M , currency plus commercial bank reserves with the central bank) on the liability side of its balance sheet.⁴⁷ On the asset side it has the stock of international foreign exchange reserves (D^*) and the stock of domestic credit. For simplicity, in what follows domestic credit is restricted to central bank credit to the general government, that is, central bank holdings of nominally denominated general government interest-bearing debt (B^{CB}).⁴⁸

Equation (42) is the budget identity of the general government and equation (43) that of the central bank.⁴⁹ Note that B is the stock of general government interest-bearing debt held outside the central bank, that t^P is real value of the tax payments by the domestic private sector to the general government, t^{CB} the real value of taxes paid by the central bank to the general government and h the real value of the transfer payments made by the central bank to the private sector ('helicopter drops').

$$\frac{B_t + B_t^{CB}}{P_t} \equiv g_t - t_t^P - t_t^{CB} + i_t \left(\frac{B_{t-1} + B_{t-1}^{CB}}{P_t} \right) \quad (42)$$

$$\frac{M_t}{P_t} - \frac{B_t^{CB}}{P_t} - S_t \frac{D_t^*}{P_t} \equiv t_t^{CB} + h_t - (1 + i_t) \frac{B_{t-1}^{CB}}{P_t} - (1 + i_t^*) S_t \frac{D_{t-1}^*}{P_t} \quad (43)$$

The usual solvency constraints, ruling out Ponzi finance by both the government and the central bank, imply the following intertemporal budget

⁴⁷ For simplicity, all of the monetary base is treated as non-interest bearing ($i^M = 0$).

⁴⁸ In many transition countries and developing countries the central bank also holds private sector debt instruments among its assets and interest-bearing, non-monetary liabilities among its liabilities.

⁴⁹ Note that the familiar proposition that the change in the monetary base equals domestic credit expansion plus the value of the change in the stock of foreign exchange reserves is correct if and only if

the central bank makes no *after-tax* profits, that is, its before-tax profits, $i_t \frac{B_{t-1}^{CB}}{P_t} + S_t i_t^* \frac{D_{t-1}^*}{P_t} - h_t$, are

paid as taxes to the Treasury or Ministry of Finance: $\Delta M_t \equiv \Delta B_t^{CB} + S_t \Delta D_t^*$ iff

$$t_t^{CB} \equiv i_t \frac{B_{t-1}^{CB}}{P_t} + S_t i_t^* \frac{D_{t-1}^*}{P_t} - h_t.$$

constraints for the general government (equation (44)) and for the central bank (equation (45)).

$$(1+i_t)\left(\frac{B_t + B_t^{CB}}{P_t}\right) = \sum_{j=t}^{\infty} \prod_{s=t}^j \left(\frac{1}{1+r_s}\right) (\mathbf{t}_j^P + \mathbf{t}_j^{CB} - g_j) \quad (44)$$

$$-\left(\frac{(1+i_t)B_t^{CB} + (1+i_t^*)S_t D_{t-1}^*}{P_t}\right) \leq \sum_{j=t}^{\infty} \prod_{s=t}^j \left(\frac{1}{1+r_s}\right) \left(-\mathbf{t}_j^{CB} - h_j + \frac{\Delta M_j}{P_j}\right) \quad (45)$$

Summing (42) and (43), and noting that $\mathbf{t} \equiv \mathbf{t}^P - h$ gives the budget identity of the state, that is, of the consolidated general government and central bank, in equation (18) and the intertemporal budget constraint of the state in equation (19).

Consider the balance sheet of the central bank in Table 2

Table 2	
Central Bank Balance Sheet	
Assets	Liabilities
B^{CB}	M
SD^*	
	N^{CB}

The central bank's financial net worth, N^{CB} , is the excess of its financial assets, general government debt, B^{CB} , and foreign exchange reserves, D^* , over its monetary liabilities, M . Note that, in principle, there is nothing to prevent N^{CB} from being negative. Financial net worth excludes the present value of anticipated or planned future non-contractual outlays and revenues. It is therefore perfectly possible, in principle, to survive and thrive with a negative financial net worth.

From the central bank's balance sheet in Table 2 and its budget identity in (43), it follows that

$$N^{CB} \equiv B^{CB} + SD^* - M \quad (46)$$

The central bank's intertemporal budget constraint given in (45) can therefore also be written as (47).

$$\begin{aligned} (1+r_t) \frac{N_{t-1}^{CB}}{P_{t-1}} &\equiv \frac{(1+i_t)(B_{t-1}^{CB} - M_{t-1}) + (1+i_t^*)S_t D_{t-1}^*}{P_t} \\ &= \sum_{j=t}^{\infty} \prod_{s=t}^j \left(\frac{1}{1+r_s} \right) \left(\mathbf{t}_j^{CB} + h_j - i_j \frac{m_{j-1}}{1+p_j} \right) \end{aligned} \quad (47)$$

The value of the central bank's financial net worth has to be sufficient to pay (in present discounted value) for future transfers to the Treasury, for future transfers to the private sector, allowing for the fact that future interest savings permitted by the issuance of non-interest-bearing base money are another source of revenue that the central bank can draw upon.

What kind of open market operations can the Central Bank engage in on its own?

While most central banks can buy and sell most general government securities and are permitted to buy or sell foreign exchange reserves, many central banks are not permitted to buy and sell private financial sector instruments such as corporate bonds or stocks and shares. Whenever the central bank is not permitted to buy a particular financial instrument (private or public, domestic or foreign), the economically equivalent outcome can be achieved by the general government (typically the Treasury or the Ministry of Finance) buying that financial instrument and borrowing from the central bank to finance that purchase. The central bank then monetises the transaction.

In the Euro area, the ECB and the other members of the European System of Central Banks are not permitted to extend credit directly to the general government sector or to purchase general government securities directly, in the primary issue market. However, the economically equivalent result can always be achieved by the general government selling its debt instruments to the market and the central bank purchasing the same amount of general government debt in the secondary market.

Equations (45) or (47) allow us to give precise expression to a concern expressed by the Bank of Japan when confronted with proposals that it purchase private sector debt instruments, equity or other nominal or real assets. If these assets were to be bought at a price in excess of their fundamental values (or if, despite having been bought at a fair price, unexpected subsequent developments have depressed the value of these assets), the central bank can maintain its solvency only by building up its holdings of earning assets (B^{CB} or D^*) either through the issuance of additional base money, $\frac{\Delta M}{P}$, or through transfers by the general government, $-t^{CB}$, that is, by being recapitalised by the general government.⁵⁰

What is surprising is that, even under deflationary conditions, senior members of the Bank of Japan Policy Board worry about possible inflationary consequences of additional monetary issuance. In this case (and up to a point), higher inflation (a lower rate of deflation) is not a problem but the solution.

Can the central bank perform a ‘helicopter money drop’ on its own?

Technically, if the central bank could make transfer payments to the private sector, the entire Friedmanian helicopter money drop could be implemented by the

⁵⁰ For our purposes it does not matter whether the resource transfer from the Ministry of Finance to the Central Bank is accounted for as a ‘one-off’ capital transfer or a sequence of current transfers.

central bank. At time t there would be a (temporary) large increase in H_t (a transfer payment to the household sector by the central bank) financed by increasing the monetary base ('printing money'). An example would be for the Governor of the central bank to issue a \$1,000 cheque (or its local currency equivalent), drawn upon the central bank's account, to every man, woman and child in the country. On the balance sheet of the central bank this would show up as an increase in the stock of base money and a corresponding reduction in the financial net worth of the central bank. In its budget constraint it would be a transfer payment to the private sector.

The legality of such an implementation of the helicopter drop of money by the central bank alone would be dubious in most countries with clearly drawn boundaries between the Central Bank and the Ministry of Finance or the Treasury. The Central Bank would be undertaking an overtly fiscal action, which is normally the exclusive province of the Treasury or the Ministry of Finance. An economically equivalent (but less entertaining) implementation of the helicopter drop of money would be a tax cut (or a transfer payment) implemented by the general government, financed through the sale of government debt to the central bank, who would monetise then the transaction. If the direct sale of general government debt to the central bank (or central bank lending to the general government) is prohibited (as it is for the countries that belong to the Euro area), the monetisation of the government tax cut could be accomplished by the general government financing the tax through the sale of interest-bearing debt to the domestic private sector or overseas, with the central bank purchasing that same amount of interest-bearing debt in the secondary markets. If a \$1,000 cheque does not do an adequate job of boosting demand, the number of zeros on the cheque can be increased until spending picks up.

6. Conclusion.

Although preventing or combating deflation poses some unique difficulties for the monetary authorities - difficulties that are not present in preventing or combating inflation - deflation can always be prevented and, if it has taken hold, can always be overcome by co-ordinated actions of the monetary and fiscal authorities.

Monetary policy alone cannot always prevent or cure deflation, if we restrict ourselves to conventional monetary policy, that is, reductions in the risk-free short nominal interest rate or a devaluation of the nominal exchange rate. Monetary policy alone is *likely* to prevent or cure deflation if one is willing to consider the monetisation (if necessary without limit) of the public debt (short, long, nominal or index-linked), and/or open market purchases of a wide range of foreign and private domestic securities. If one is willing to contemplate an even more unconventional monetary instrument - the payment of negative nominal interest rates on base money through the imposition of a carry tax on currency - the zero lower bound on nominal interest rates disappears as a constraint on monetary policy.

To say that deflation can be prevented or cured using conventional monetary and fiscal policy is not to say that all economic problems faced by the most prominent current example of a deflation-afflicted economy - Japan - can be solved using conventional monetary and fiscal policy. The Japanese banking sector is paralysed by a massive overhang of bad debt. Other financial intermediaries, especially insurance companies, are suffering the cumulative impact on their balance sheets of the most spectacular asset boom and collapse in modern history – the stock market and real estate boom of the 1980s and its unravelling since 1989.

Cleaning up the balance sheet of the Japanese banking sector, reducing the size of the banking sector and recapitalising key viable non-bank intermediaries will

be a painful and protracted process. In the non-financial economy it will manifest itself as increased redundancies, idle capacity, bankruptcies and business failures. It does not seem plausible, however, that this inevitably painful structural adjustment would be facilitated by persisting with the deflationary demand management policies of the last few years.

Deflation is a problem that can be avoided. If it has taken hold, it is a problem that can be solved. A tax cut (or transfer payment) directly aimed at households and financed by increasing the stock of base money will surely boost aggregate demand. So will a base-money-financed increase in public spending.

Inflation-reducing policies involve tax increases or public spending cuts and therefore tend to be politically unpopular. Anti-deflationary policies involve tax cuts, increased transfer payment or public spending. They will tend to be politically popular. It is therefore somewhat of a mystery why a policy programme that makes economic sense and should be politically popular does not get implemented. The clue to the mystery probably lies in the fact that, with conventional monetary policy nearly exhausted, further effective anti-deflationary policy requires the co-operation of the central bank and the Ministry of Finance in the design and implementation of a co-ordinated monetary and fiscal stimulus. Some of the central banks that acquired operational independence only recently have interpreted central bank independence to require no co-operation, no co-ordination and at times even no communication with the fiscal authorities. An atmosphere of mutual distrust between operationally independent monetary and fiscal authorities is probably the root cause of the observed failure to address the deflation problem.

Milton Friedman argued that inflation (and by implication deflation) is always and everywhere a monetary phenomenon – and he was right.⁵¹ Sargent and Wallace [1981] have told us that, in the long-run, because of the government's intertemporal budget constraint which limits the government's capacity to borrow, money (and therefore inflation and deflation) is always and everywhere a fiscal phenomenon – and they too were right. Structuralists, and political economists inform us that excessive public sector deficits are the result of unresolved social and political conflict about the size and composition of state spending and about who should pay for it. They too may well be right. I would like to add to this sequence of truths the proposition that persistent unwanted deflation is always and everywhere evidence of unnecessary, avoidable macroeconomic mismanagement. Governments through the ages have demonstrated their ability to create inflation, often to undesirable and at times disastrous levels. It is hard to believe that the very simple analytics and attractive politics of making inflation have been forgotten in the new Millennium.

⁵¹ It follows from the propositions I have so far stated that *inflation is always and everywhere a monetary phenomenon* in the sense that it is and can be produced only by a more rapid increase in the quantity of money than in output. However, the reason for the rapid increase in the quantity of money may be very different under different circumstances. It has sometimes reflected gold discoveries, sometimes changes in banking systems, sometimes the financing of private spending, sometimes—perhaps most of the time—the financing of governmental spending. (Friedman [1973])

"The central fact is that inflation is always and everywhere a monetary phenomenon. Historically, substantial changes in prices have always occurred together with substantial changes in the quantity of money relative to output. I know of no exception to this generalization, no occasion in the United States or elsewhere when prices have risen substantially without a substantial rise in the quantity of

money relative to output or when the quantity of money has risen substantially relative to output without a substantial rise in prices."

References

- Abel, A.B. [1990], "Asset prices under habit formation and catching up with the Joneses", *American Economic Review Papers and Proceedings*, 80, pp. 38-42.
- Ahearne, Alan, Joseph Gagnon, Jane Haltmaier, Steve Kamin and Christopher Erceg, Jon Faust, Luca Guerrieri, Carter Hemphill, Linda Kole, Jennifer Roush, John Rogers, Nathan Sheets and Jonathan Wrigth [1001], "Preventing Deflation: Lessons from Japan's Experience in the 1990's", *Board of Governors of the Federal Reserve System, International Finance Discussion Paper No. 729*, June.
- Akerlof, G.A. W.T. Dickens and W. L. Perry [1996], "The macroeconomics of low inflation", *Brookings Papers on Economic Activity*, 1.
- Bahmani-Oskooee, M., and J. Alse [1994], "Short-Run Versus Long-Run Effects of Devaluation: Error-Correction Modelling and Cointegration," *Eastern Economic Journal*, 20, 4, pp. 453-64.
- Bailey, Martin J. [1956], "The Welfare Costs of Inflationary Finance," *Journal of Political Economy*, vol. 64, no. 2, April, pp. 93–110.
- Bank of Japan [2002], "How Should the Recent Increase in Japan's Monetary Base Be Understood?", Issue Papers on Monetary Policy, Policy Planning Office, September 5.
- Bank of Japan [2003], "*Minutes of the Monetary Policy Meeting on January 21 and 22, 2003*", February 19, http://www.boj.or.jp/en/seisaku/03/pb/g030122_f.htm.
- Basu, Susanto and Miles S. Kimball [2000], "Long-Run Labor Supply and the Elasticity of Intertemporal Substitution for Consumption", University of Michigan mimeo, December.
- Benhabib, Jess, Stephanie Schmitt-Grohé and Martín Uribe [2001], "The Perils of Taylor Rules", *Journal of Economic Theory*, 96, January/February 2001, 40-69.
- Benhabib, Jess, Stephanie Schmitt-Grohé and Martín Uribe [2002], "Avoiding Liquidity Traps", *Journal of Political Economy*, 110, June 2002, 535-563.
- Bernanke, Ben S. [1983], "Nonmonetary Effects of the Financial Crisis in Propagation of the Great Depression." *American Economic Review* 73, June, pp. 257-76.
- Bernanke, Ben S. [2002], "Deflation: Making Sure "It" Doesn't Happen Here." Remarks before the National Economists Club, Washington D.C., November 21. <http://www.federalreserve.gov/BoardDocs/speeches/2002/20021121/default.htm>

Bernanke, Ben S. and Mark Gertler [1995], "Inside the Black Box: The Credit Channel of Monetary Policy Transmission", *Journal of Economic Perspectives*, 9, Fall, pp. 27-48.

Bewley, T.F. [1999], *Why Wages Don't Fall During a Recession*, Harvard University Press, Cambridge MA.

Blanchard, Olivier [1985], "Debt, Deficits and Finite Horizons", *Journal of Political Economy*, VOL. 93, PP. 223-47.

Blinder, A.S. [1995], "On sticky prices: academic theories meet the real world", in *Monetary Policy, Studies in Business Cycles, Vol. 28*, N.G. Mankiw ed., University of Chicago Press.

Bordo, Michael D. and Angela Redish [2003], "Is Deflation Depressing? Evidence from the Classical Gold Standard", NBER Working Paper No. 9520, February.

Boskin, Michael J., E. Dulberger, R. Gordon, Z. Griliches and D. Jorgenson [1996], "Toward a More Accurate Measure of the Cost of Living: Final Report to the Senate Finance Committee," Washington, DC, U.S. Government Printing Office, for the U.S. Senate Committee on Finance, December.

Boskin, Michael J., E. Dulberger, R. Gordon, Z. Griliches, and D. Jorgenson [1997], "Consumer Prices, the Consumer Price Index and the Cost of Living," *Journal of Economic Perspectives*, Fall 1997.

Bryant, Ralph C. [2000], "Comment on: Overcoming the Zero Bound on Interest Rate Policy", *Journal of Money, Credit and Banking*, Vol 32, No. 2, Pt. 2, November, pp. 1036-1050.

Buiter, Willem H. [1988], "Death, Birth, Productivity Growth and Debt Neutrality", *Economic Journal*, June, pp. 279-293.

Buiter, Willem H. [1990], "Debt Neutrality, Redistribution and Consumer Heterogeneity: A Survey and Some Extensions", in *Macroeconomics, Finance and Economic Policy; Essays in Honor of James Tobin*, W. Brainard, W. Nordhaus and H. Watts, eds. MIT Press, Cambridge MA. 1991. Also in Willem H. Buiter *Principles of Budgetary and Financial Policy*, MIT Press, pp. 183-222.

Buiter, Willem H. [2003], "Appendix to 'Deflation: Prevention and Cure'", European Bank for Reconstruction and Development Mimeo, 13-07-2003.
<http://www.nber.org/~wbuiter/defap.pdf>.

Buiter, Willem H. and Nikolaos Panigirtzoglou [2001], "Liquidity Traps: How to Avoid Them and How to Escape Them", in Wim F.V. Vanthoor and Joke Mooi, *Reflections on Economics and Econometrics, Essays in Honour of Martin M. G. Fase*, 2001, De Nederlandsche Bank, pp. 13-58.

Buiter, Willem H. and Nikolaos Panigirtzoglou [2003], "Overcoming the Zero Bound on Nominal Interest Rates with Negative Interest on Currency: Gesell's Solution", forthcoming *Economic Journal*, 2003.

Card, David and D. Hyslop [1997], "Does inflation grease the wheels of the labor market", in C.D. Romer and D. Romer (eds.) *Reducing Inflation, NBER Studies in Business Cycles, Vol. 30*, University of Chicago Press.

Clouse, James, Dale Henderson, Athanasios Orphanides, David Small and Peter Tinsley [1999], "Monetary Policy When the Nominal Short-Term Interest Rate is Zero", Board of Governors of the Federal Reserve System, Mimeo, July 13.

Cristiano, L. J [2000], "Comments on McCallum, "Theoretical Analysis Regarding a Zero Lower Bound on Nominal Interest Rates"", *Journal of Money, Credit and Banking*, 32, pp. 905-930.

Epstein, Larry G. and Stanley E. Zin [1989], "Substitution, Risk Aversion, and the Temporal Behavior of Consumption and Asset Returns: A Theoretical Framework," *Econometrica*, Vol. 57, No. 4., pp. 937-969.

Epstein, Larry G. and Stanley E. Zin [1991], "Substitution, Risk Aversion, and the Temporal Behavior of Consumption and Asset Returns: An Empirical Analysis," *Journal of Political Economy*, , 99 (2), April, pp. 263-286.

Feldstein, Martin [2002a], "Deflation", remarks made at the BIS Central Bankers dinner in Mexico City on November 11, 2002, mimeo.

Feldstein, Martin [2002b], "The Role for Discretionary Fiscal Policy in a Low Interest Rate Environment," NBER Working Paper 9203 (www.nber.org/papers/w9203), forthcoming in the Federal Reserve Bank of Kansas City annual Jackson Hole conference volume for 2002.

Fischer, Stanley [1979a], "Anticipations and the Non-Neutrality of Money," *Journal of Political Economy*, April, 225-52.

Fischer, Stanley [1979b], "Capital Accumulation on the Transition Path in a Monetary Optimizing Model," *Econometrica*, November, 1433-40.

Fischer, Stanley [1981], "Towards an Understanding of the Costs of Inflation: II," *Carnegie-Rochester Conference Series on Public Policy*, vol. 15, Autumn, pp. 5-142.

Fischer, Stanley. [1994], "The Costs and Benefits of Disinflation", in J.A.H. de Beaufort Wijnholds, S.C.W. Eijffinger and L.H. Hoogduin (eds.), *A Framework for Monetary Stability*, pp. 31-42, Dordrecht, Kluwer Academic Publishers.

Fisher, Irving, [1932]. *Booms and Depressions*, New York: Adelphi Company.

Fisher, Irving [1933a], "The Debt-Deflation Theory of Great Depressions", *Econometrica*, March, pp. 337-57.

- Fisher, Irving [1933b], *Stamp Scrip*, Adelphi Company, New York.
- Freedman, Charles [2000], “Comment on: Overcoming the Zero Bound on Interest Rate Policy”, *Journal of Money, Credit and Banking*, Vol 32, No. 2, Pt. 2, November, pp. 1051-1057.
- Friedman, Milton [1956], *Studies in the Quantity Theory of Money*.
- Friedman, Milton [1969], “The Optimum Quantity of Money,” in *The Optimum Quantity of Money and Other Essays*, Chicago: Aldine, 1969, pp.1–50.
- Friedman, Milton [1973], *Money and Economic Development*; the Horowitz Lectures of 1972. Praeger, New York.
- Fuerst, T S [1992], ‘Liquidity, loanable funds and real activity’, *Journal of Monetary Economics*, pages 3-24.
- Fuhrer, J. C. and B. F. Madigan [1997], “Monetary Policy when Interest Rates are Bounded at Zero,” *Review of Economics and Statistics*, 79, pp. 573-585.
- Gesell, Silvio [1949], *Die Natuerliche Wirtschaftsordnung*, Rudolf Zitzman Verlag, available in English as *The Natural Economic Order*, Peter Owen Ltd, London, 1958.
- Goldstein, M. and M.S. Khan [1985], Income and Price Effects in Foreign Trade, in R.W. Jones and P.B. Kenen, eds., *Handbook of International Economics*, Vol. II, 1040-1105.
- Goodfriend, Marvin [2000], “Overcoming the Zero Bound on Interest Rate Policy”, *Journal of Money, Credit and Banking*, Vol. 32, No. 4, Pt. 2, November, pp. 1007-1035.
- Guvenen, Fatih [2003], “Reconciling Conflicting Evidence on the Elasticity of Intertemporal Substitution: A Macroeconomic Perspective”, University of Rochester Mimeo, January.
- Haberler, Gottfried von [1937], *Prosperity and Depression. A Theoretical Analysis of Cyclical Movements*, Geneva: League of Nations, revised and enlarged editions, 1939, 1941, 1958.
- Hall, Robert E. [1988], “Intertemporal Substitution in Consumption,” *Journal of Political Economy*, Vol. 96, No.2, pp. 339-357.
- Hansen, Lars P., and Kenneth J. Singleton [1983], “Stochastic Consumption, Risk Aversion, and the Temporal Behavior of Asset Returns,” *Journal of Political Economy*, Vol 91, No.2, pp. 249-265.
- Hayami, Masaru [1999], “Speech by the Governor of the Bank of Japan, Mr Masaru Hayami, at the Japan National Press Club in Tokyo on 22 June 1999”, <http://www.bis.org/review/r990708a.pdf>

Hayami, Masaru [2002], *Toward Revitalization of Japan's Economy*, Speech given at the Keizai (Economic) Club, on January 29, 2002.

Hondroyiannis, George, P.A.V.B. Swamy and George S. Tavlas [2000], "Is the Japanese Economy in a Liquidity Trap?", *Economics Letters*, 66, pp. 17-23.

Hyde, Stuart and Mohamed Sherif [2002], "Risk Aversion versus Intertemporal Substitution: Consumption Models in the UK", *Manchester School of Accounting and Finance*, mimeo, September.

Issing, Otmar [2002], "The Euro After Four Years: Is there a Risk of Deflation", paper presented at the 16th European Finance Convention, 2 December 2002, London.

Ito, Takatoshi [1998], "Japan and the Asian Financial Crisis: The Role of Financial Supervision in Restoring Growth"; paper presented at a conference on "The Japanese Financial System", New York: Columbia University, October.

Itoh, Motoshige and Naoki Shimoi [2000], "On the Role of Monetary Policy in a Deflationary Economy: the Case of Japan", *Journal of the Japanese and International Economies*, Vol. 14, No. 4, December, pp. 238-260.

Iwata, Shigeru and Shu Wu [2001], "Estimating Monetary Policy Effects When Interest Rates are Bounded at Zero", Department of Economics, University of Kansas mimeo, May.

Johnson, Karen, David Small and Ralph Tryon [1999], "Monetary Policy and Price Stability", Board of Governors of the Federal Reserve System, International Finance Discussion Papers, No 641, July.

Journal of Money, Credit and Banking [2000], *Monetary Policy in a Low-Inflation Environment*, 32, No 4, Part 2, November.

Kahneman, D., J. Knetsch and T. Thaler [1986], "Fairness as a constraint on profit seeking: entitlements in the market", *American Economic Review*, Vol. 76, No. 4.

Keynes, John Maynard [1931], "The Consequences to the Banks of the Collapse of Money Value", in J.M. Keynes, *Essays in Persuasion*, London, MacMillan.

Keynes, John Maynard [1936], *The General Theory of Interest, Money and Employment*, Macmillan, London.

King, Mervyn [1994], "Debt Deflation: Theory and Evidence.", *European Economic Review*, 38, pp. 419-445.

King, Mervyn [2002], "The inflation target ten years on", *Bank of England Quarterly Bulletin*, Vol. 42, No. 4, Winter, pp.459-474.

Krugman, Paul [1998a], "Japan's trap", mimeo, May.

- Krugman, Paul [1998b] "Further notes on Japan's liquidity trap", mimeo, June
- Krugman, Paul [1998c] "Japan: still trapped", mimeo, November.
- Krugman, Paul [1998d], "It's baaack! Japan's slump and the return of the liquidity trap", *Brookings Papers on Economic Activity*, 2, pp. 137-205.
- Krugman, Paul [1999], "Inflation targeting in a liquidity trap: the law of the excluded middle", mimeo February 1999
- Krugman, Paul [2000], "Thinking About the Liquidity Trap", *Journal of the Japanese and International Economies*, Vol. 14, No.4, December 2000, pp. 221-237.
- McCallum, Bennett T. [2000], "Theoretical Analysis Regarding a Zero Lower Bound on Nominal Interest Rates", *Journal of Money, Credit and Banking*, 32, No 4, Pt. 2, pp. 870-904.
- McCallum, Bennett T. [2002], "Inflation Targeting and the Liquidity Trap", in Norman Loyaza and Raimundo Soto eds., *Inflation Targeting: Design, Performance, Challenges*, Santiago, Central Bank of Chile, pp. 395-437.
- McKinnon, Ronald and Kenichi Ohno [1999], "The Foreign Exchange Origins of Japan's Economic Slump in the 1990s: The Interest Rate Trap", Mimeo, Bank of England, March.
- McLaughlin K. J. [1994], "Rigid Wages", *Journal of Monetary Economics*, 34(3), pp. 384-414.
- Meltzer, Allan H. [1999], "The Transmission Process", mimeo, March
- Meltzer, Allan H. [2001], "Monetary Transmission at Low Inflation: Some Clues from Japan in the 1990s", in *Monetary and Economic Studies (Special Edition)*, February, pp. 13-34.
- Minsky, Hyman [1975], *John Maynard Keynes*, Columbia University Press.
- Minsky, Hyman [1986], *Stabilizing an Unstable Economy*, Yale University Press.
- Miyal, Ryuzo [2000], "The Role of Monetary Policy in Japan: A Break in the 1990s?", *Journal of the Japanese and International Economies*, Vol. 14, No. 4, December, pp. 366-384.
- Mulligan, Casey B. [2002], "Capital, Interest, and Aggregate Intertemporal Substitution During the 20th Century", University of Chicago Department of Economics Mimeo, August.
- Nickell, S. and G. Quintini [2003], "Nominal wage rigidity and the rate of inflation", Discussion Paper No. 489, Centre for Economic Performance, London School of Economics, September 2001, revised November 2002, forthcoming *Economic Journal*.

Nishizaki, Kenj and Tsutomu Watanabe [2002], "Output-Inflation Trade-Off and Near-Zero Inflation Rates", *Journal of the Japanese and International Economies*, Vol. 14, No. 4, December, pp. 304-326.

Okun, Arthur M. [1975], "Inflation: Its Mechanics and Welfare Costs", *Brookings Papers on Economic Activity* No. 2, pp. 351-390.

OECD [2002], *Economic Outlook*, Vol. 2002/2, No. 72, December.

Orphanides, Athanasios and Volker Wieland [1998], "Price Stability and Monetary Policy Effectiveness when Nominal Interest Rates are Bounded at Zero", Finance and Economics Discussion Series, Federal Reserve Board, Divisions of Research and Statistics and Monetary Affairs.

Orphanides, Athanasios and Volker Wieland [2000], "Efficient Monetary Policy Design near Price Stability", *Journal of the Japanese and International Economies*, Vol. 14, No. 4, December, pp. 327-365.

Porter, William [1999], "Negative Rates – An Exploration", *Credit Suisse First Boston Market Analysis*, 25 May.

Rose, A.K. [1991], "The Role of Exchange Rates in a Popular Model of International Trade: Does the 'Marshall-Lerner Condition Hold?'", *Journal of International Economics*, 30, pp. 301-316.

Sargent, Thomas J. and Neil Wallace [1981], "Some Unpleasant Monetarist Arithmetic", *Quarterly Review*, Federal Reserve Bank of Minneapolis, Fall.

Sidrauski, M. [1967], "Inflation and Economic Growth", *Journal of Political Economy*, Vol. 75, No. 4, December, pp. 796-810.

Smith, J.C. [2000], "Nominal wage rigidity in the United Kingdom", *Economic Journal (Conference Papers)*, 110. No. 462, pp. C176-C195.

Svensson, L.E.O. [2000], "The Zero Bound in an Open Economy: A Foolproof Way of Escaping from a Liquidity Trap", *Monetary and Economic Studies (Special Edition)*, February, pp. 277-316.

Taylor, John B. [2001], "Low Inflation, Deflation, and Policies for Future Price Stability", *Monetary and Economic Studies (Special Edition)*, February, pp. 35-51.

Tödter, Karl-Heinz and Gerhard Ziebarth [1997], "Price Stability vs. Low Inflation in Germany: An Analysis of Costs and Benefits", NBER Working Paper No. 6170, September.

Uhlig, Harald [2002], "Should we be Afraid of Friedman's Rule?", *Journal of the Japanese and International Economies*, Vol. 14, No. 4, December, pp. 261-303.

Wolman, A. L. [1998], “Staggered Price Setting and the Zero Bound on Nominal Interest Rates,” *Federal Reserve Bank of Richmond Economic Quarterly*, 84, pp. 1-24.

Yaari, M. [1965], “The uncertain lifetime, life insurance and the theory of the consumer”, *Review of Economic Studies*, Vol. 32, April, pp. 137-50.

Yogi, Motohiro [2002], “Estimating the Elasticity of Intertemporal Substitution when Instruments are Weak”, Harvard University Mimeo, April.

Figures and Tables

Figure 1

Japan

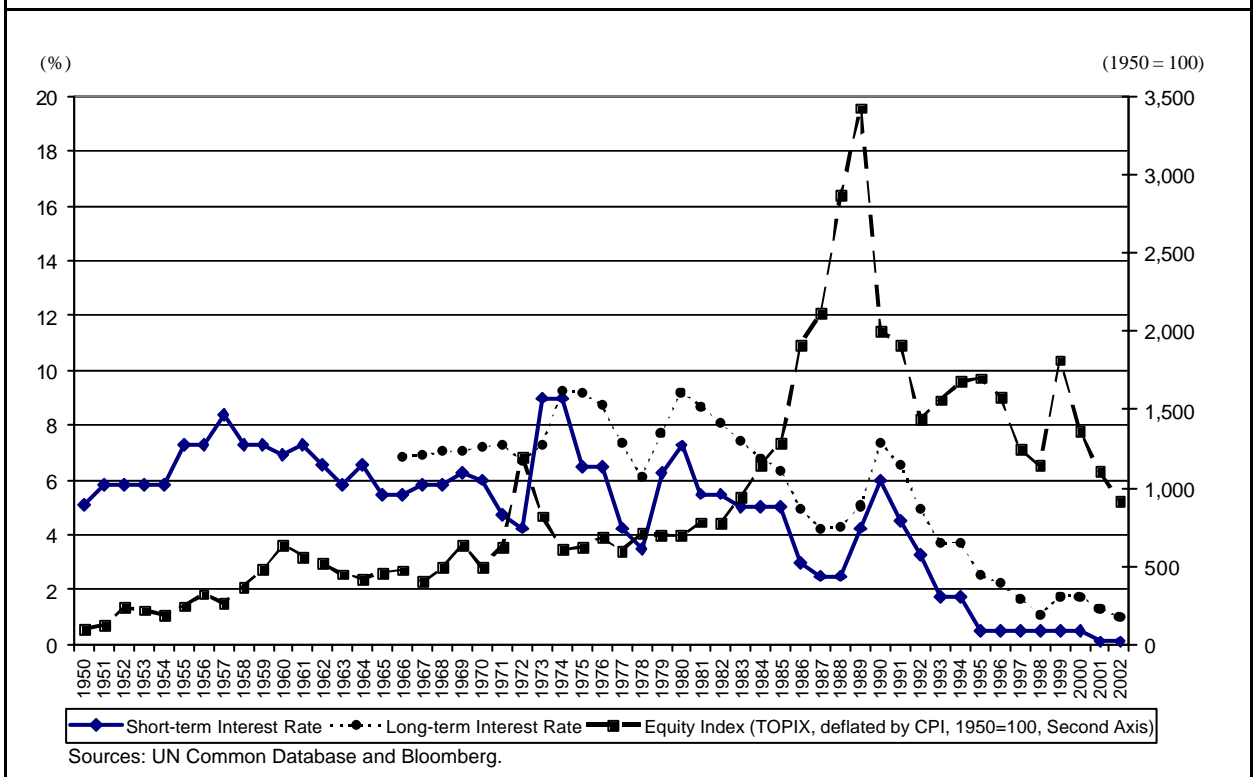
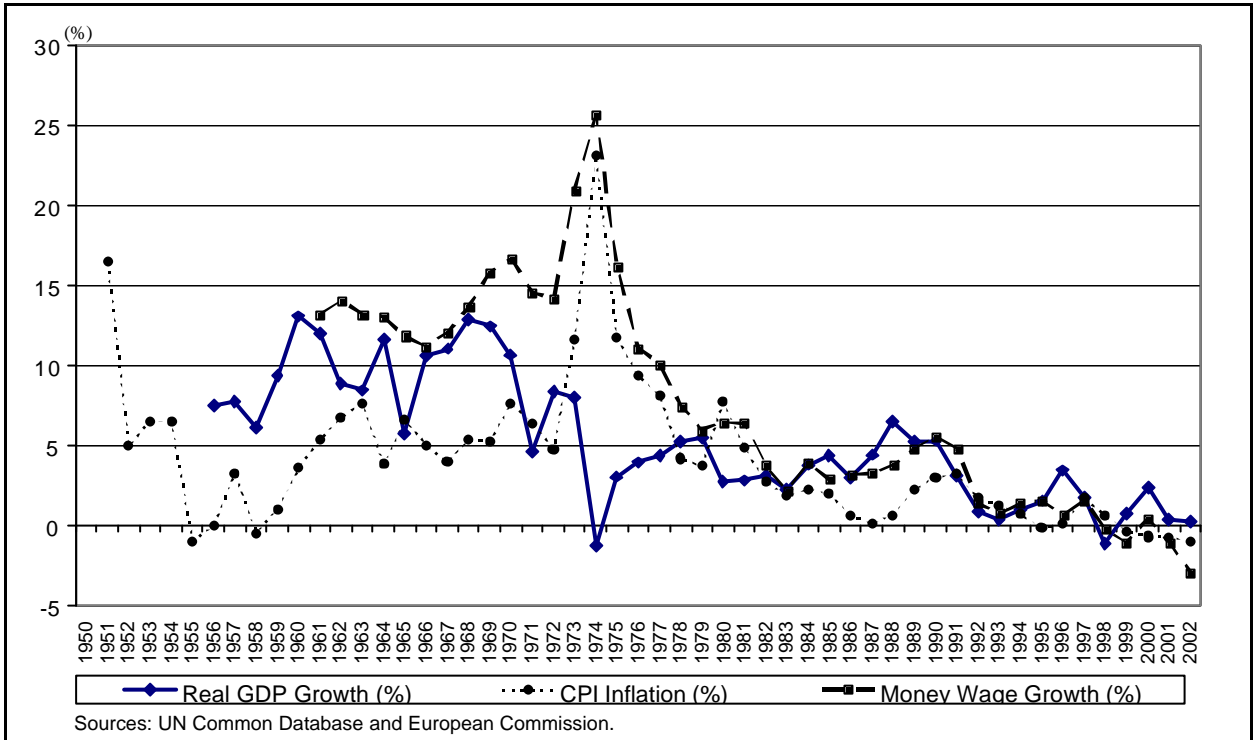


Figure 2

European Union

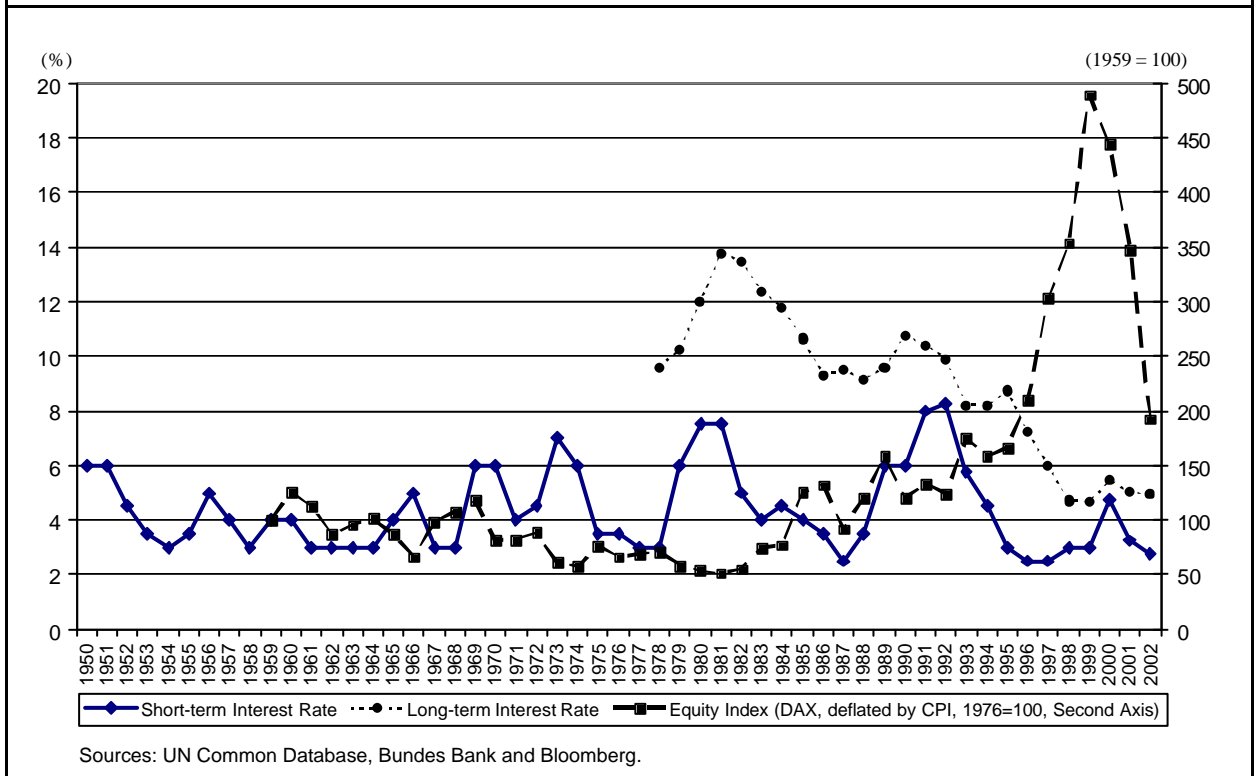
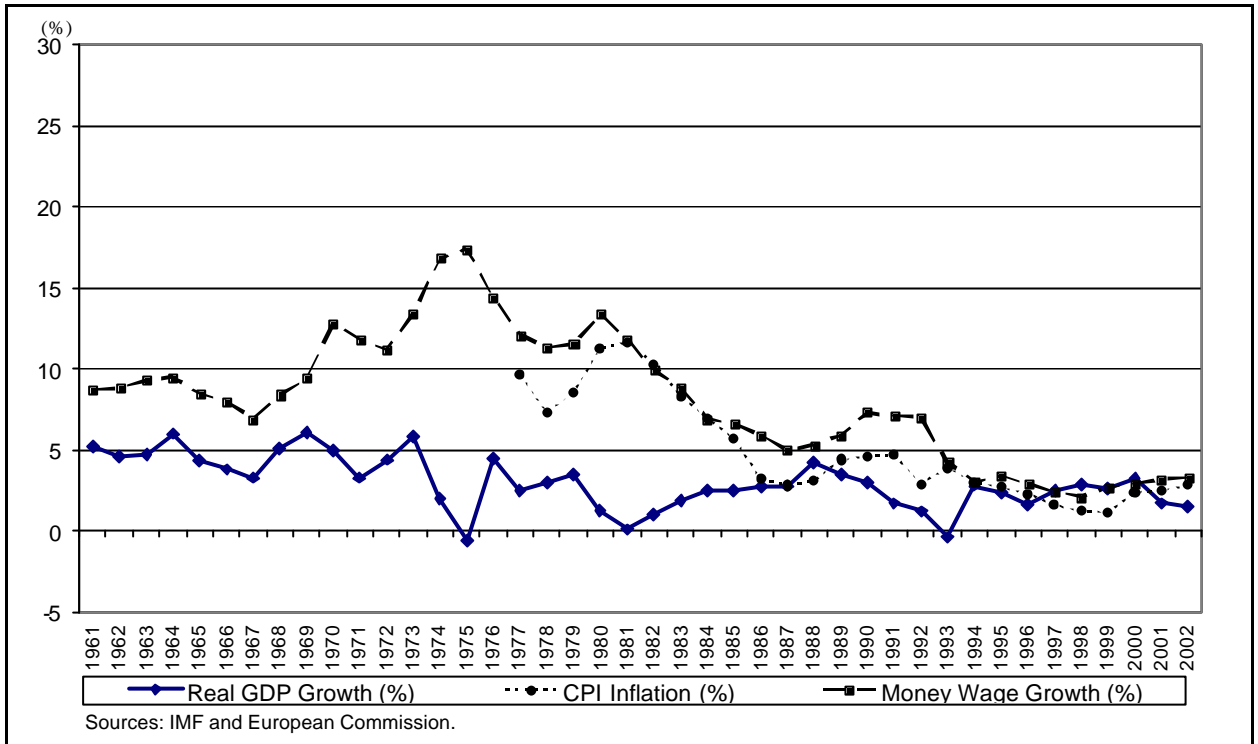


Figure 3

UK

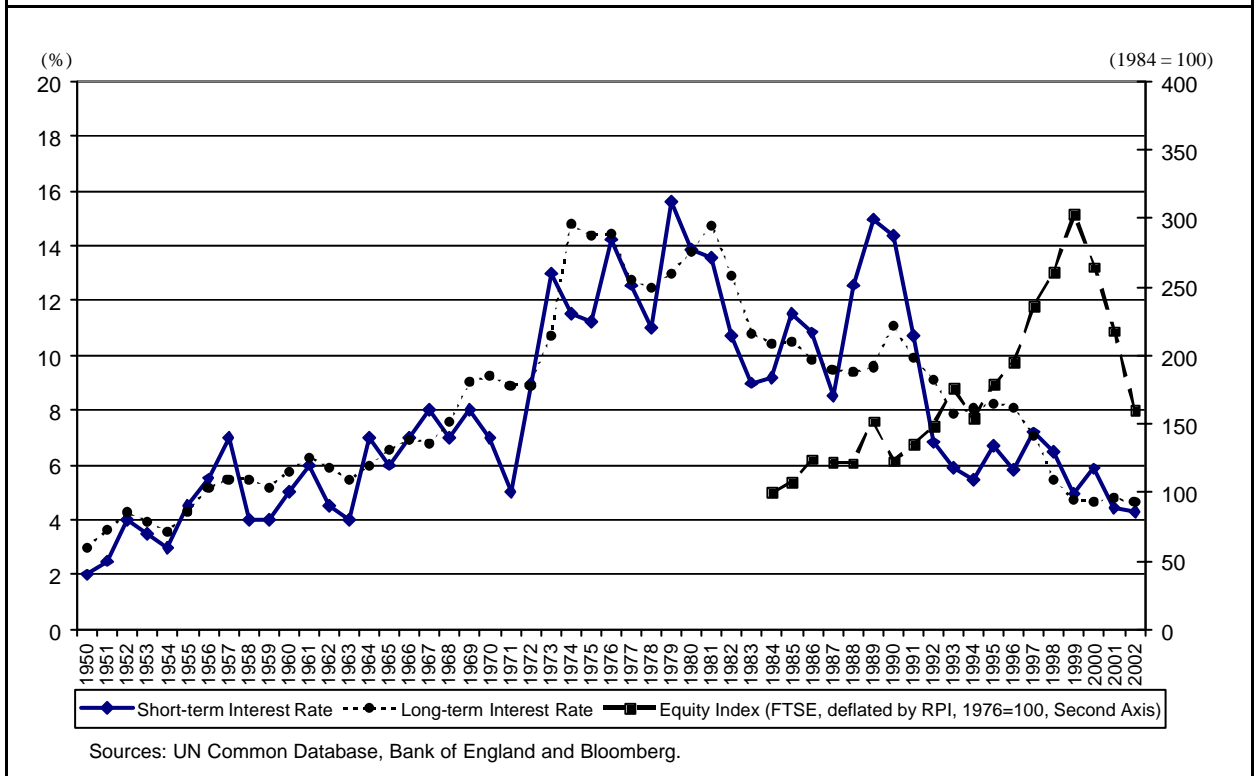
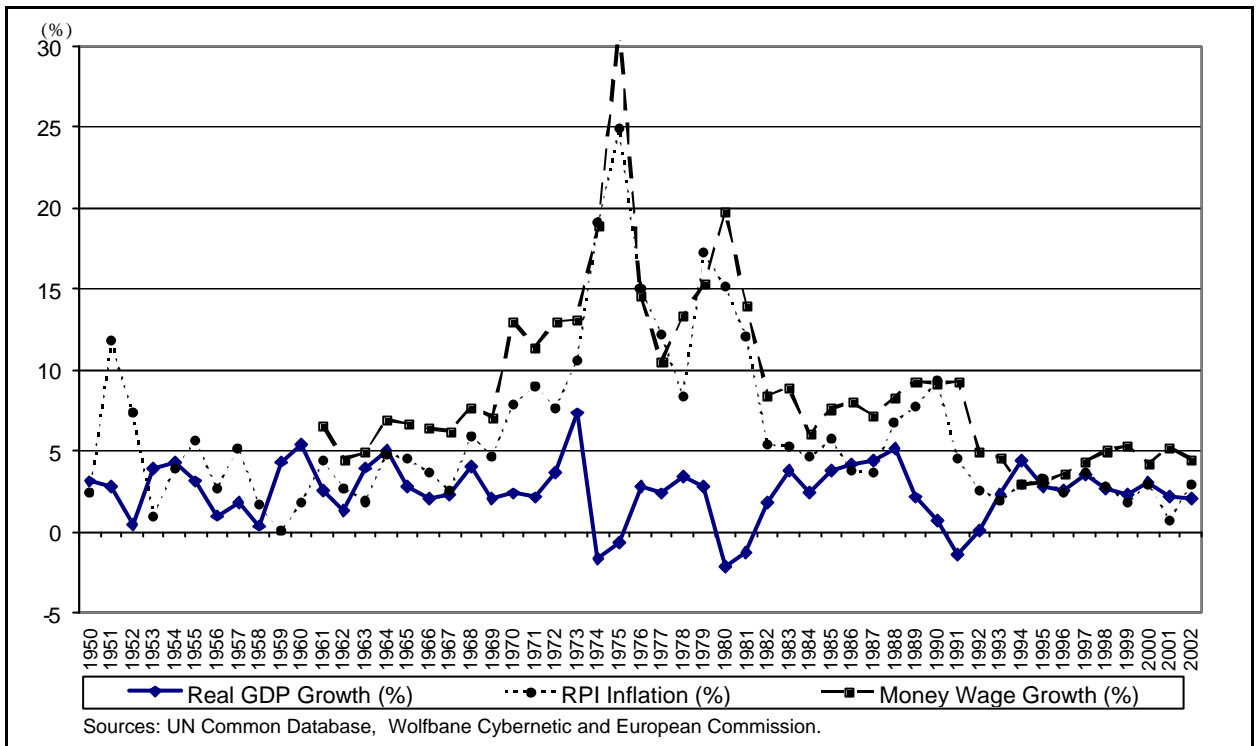


Figure 4

USA

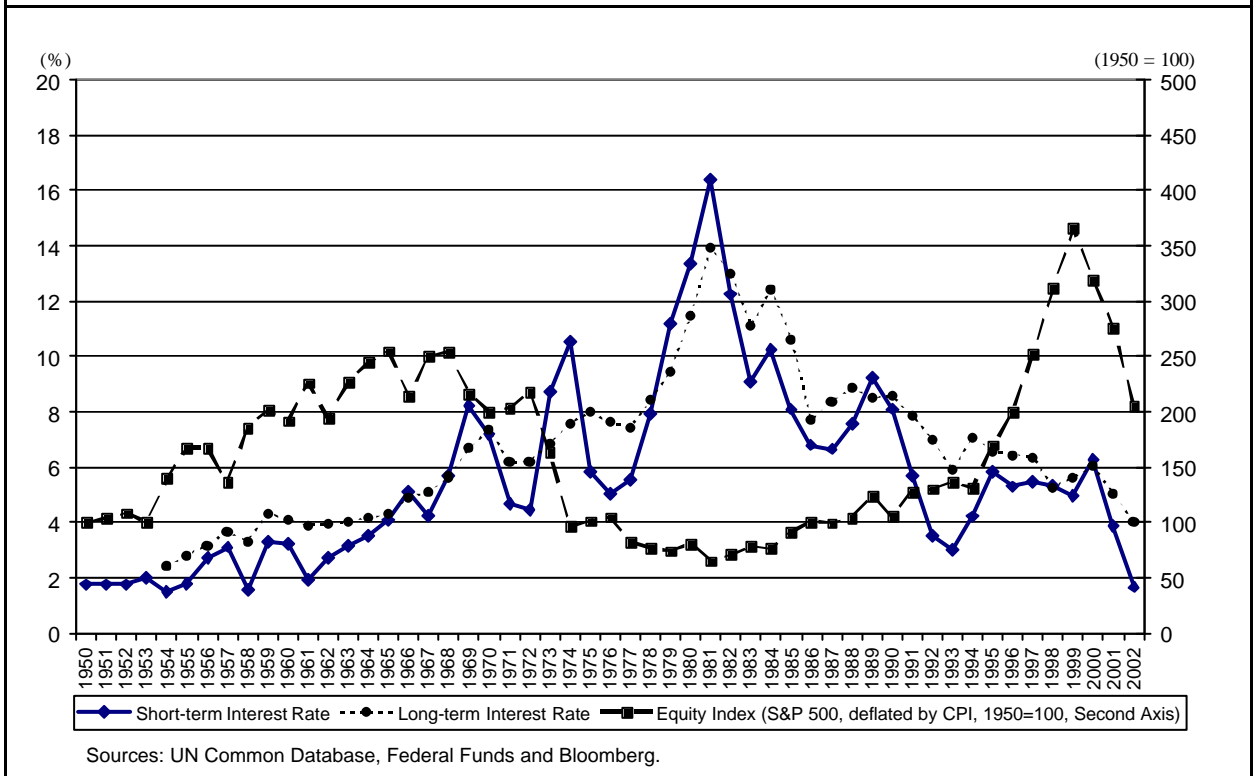
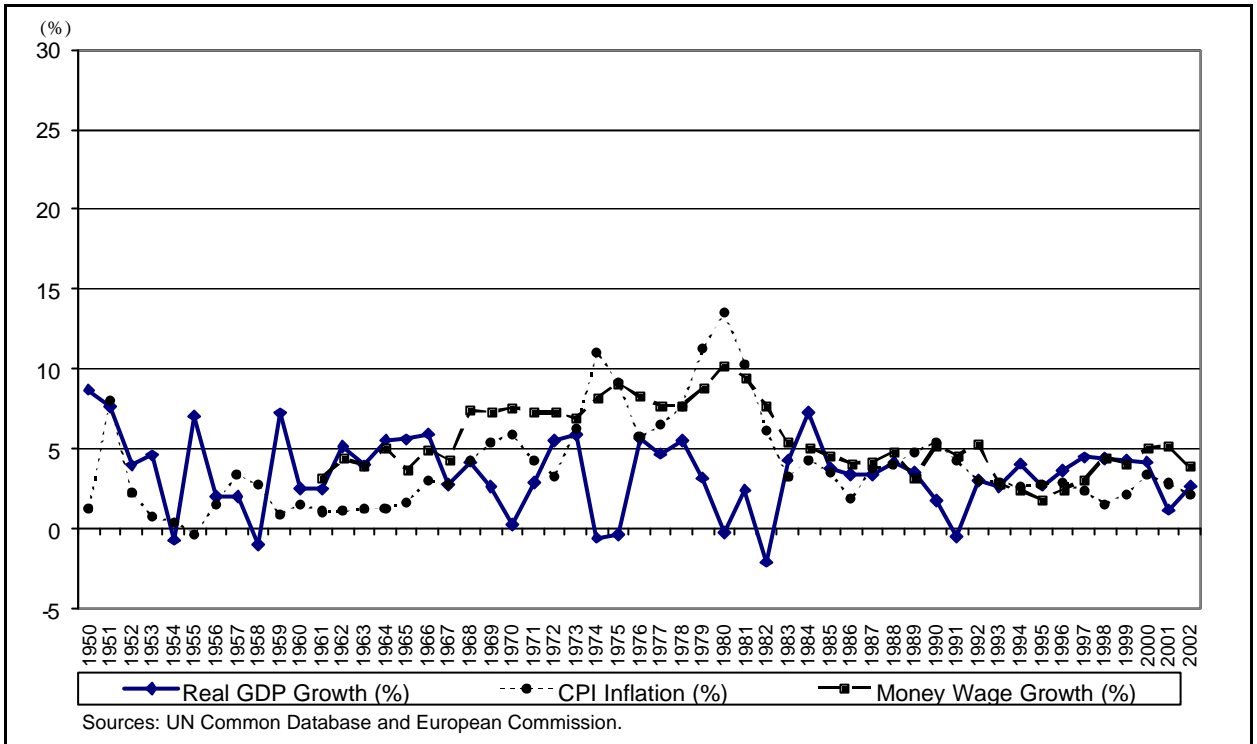


Figure 5

Price Level and Inflation, UK 1800-1914

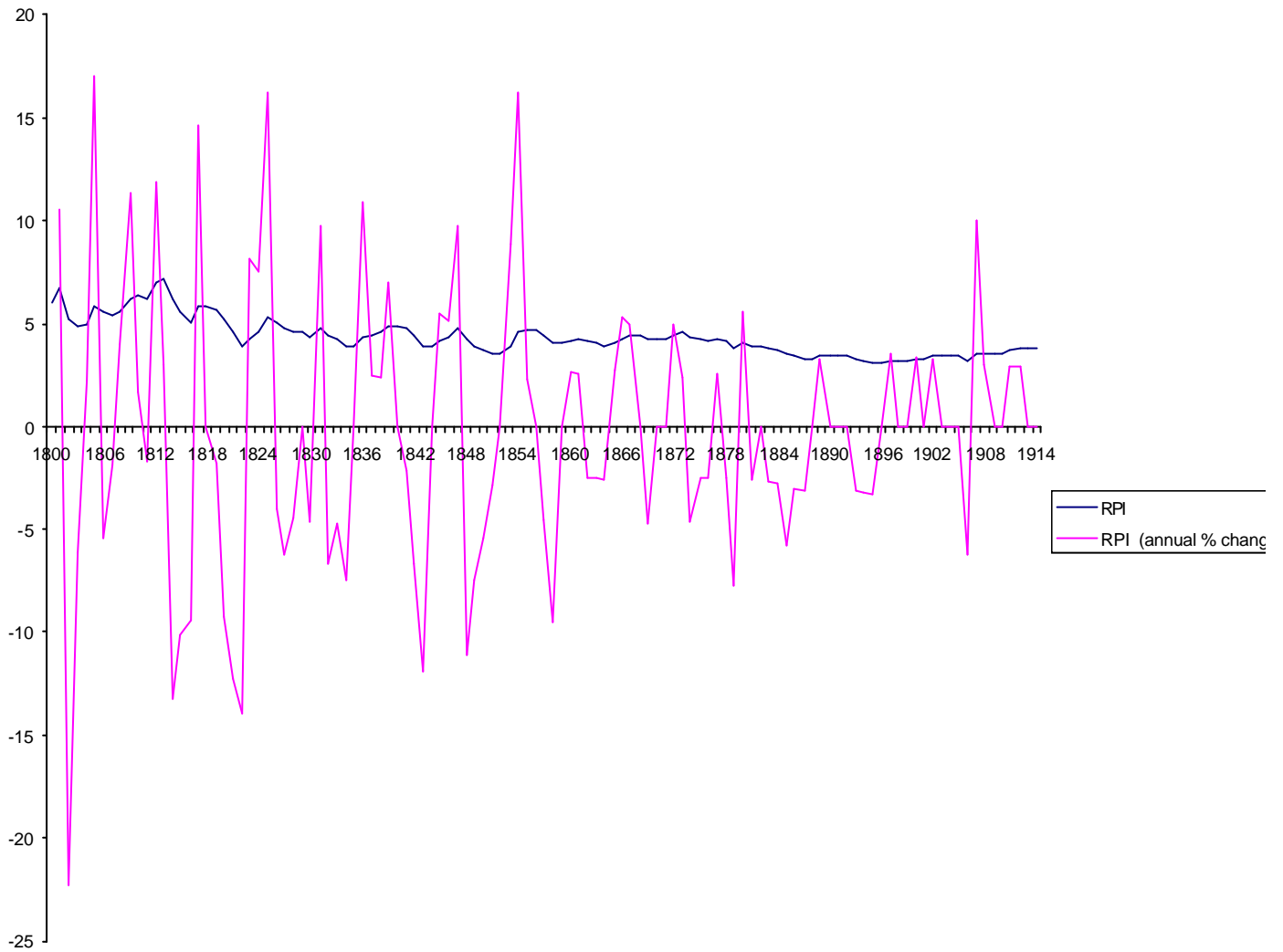


Figure 6

Bank rate, inflation and £/\$ exchange rate, 1817-1914

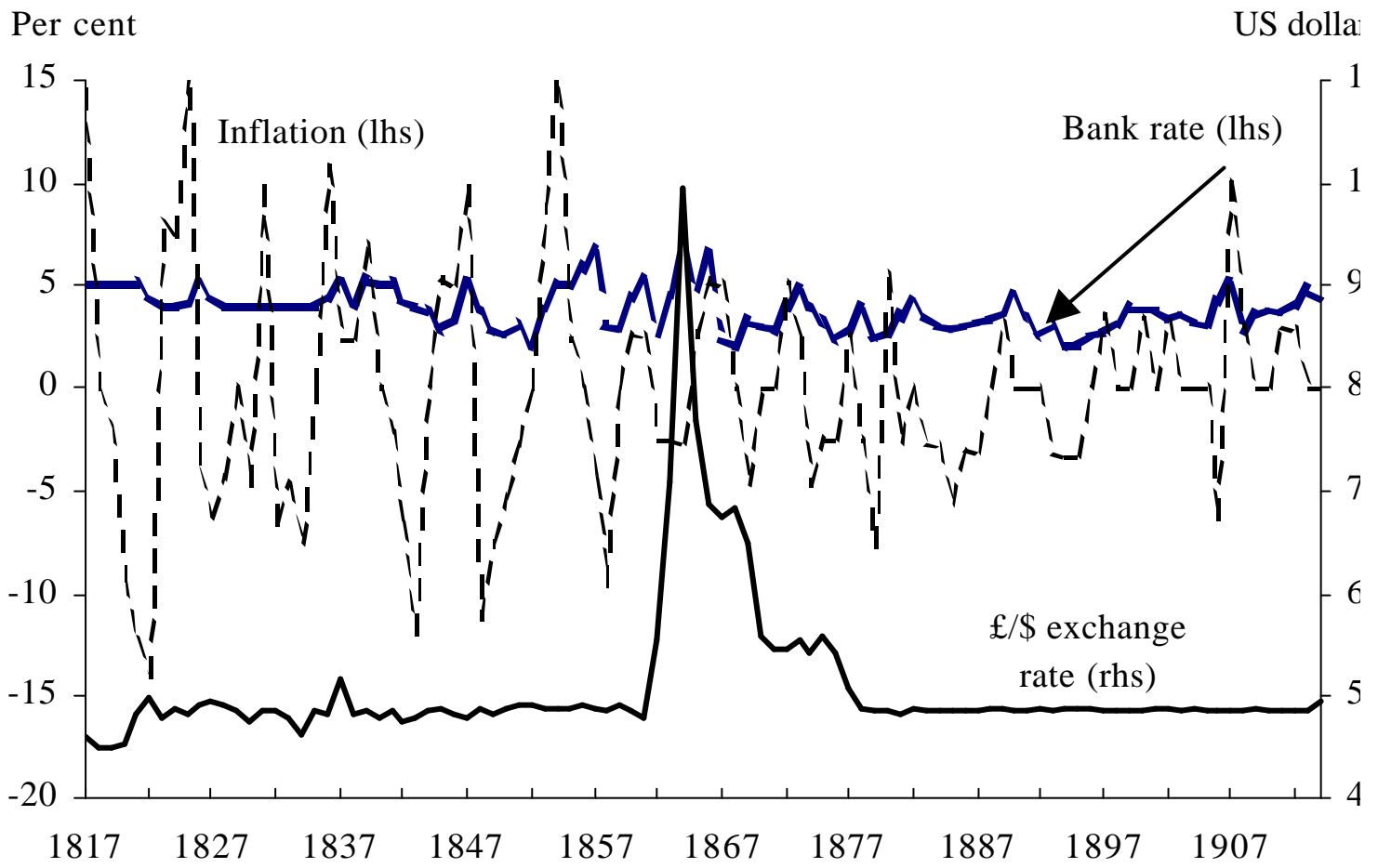


Table 1**Total, Goods and Services Inflation in the UK**

	UK	US	Euro area	Japan
CPI inflation*	1.9	1.7	2.2	-0.9
CPI goods*	-1.1	-0.1	1.4	-1.6
CPI services*	4.6	3.1	3.3	0.0
Services - goods inflation, 1990-97	1.6	1.6	1.6	1.3
Services - goods inflation, 1990-2002	2.3	1.8	1.3	1.3

* year to August 2002.

Inflation rates are calculated as the total increase in the price index over the indicated period, based on monthly data, expressed as a twelve month growth rate.

Sources: Table taken from King [2002]; ultimate source: ONS (for UK) and Thomson Financial Datastream for data on US, Euro Area and Japan.